

2024

ELT CATALOG

e-future is an innovative and adaptive ELT publisher. We research, develop and design our products with the EFL learner in mind. Our materials have been proven by EFL teachers and students alike and incorporate both modern teaching methodologies with cutting edge technology to better support students academically, emotionally, and creatively.



e-future's Founding Philosophy on Education

**Enable learners to find new targets
and enthusiastically participate
in learning.**

**Put the learning process at the
same level of importance as the
learning outcomes.**

**Respect each learner's
individuality and creativity.**

**The use of a whole-person approach
to education with emotional stability
at the center of learning.**

CONTENTS

Phonics

Introduction	04
Little Phonics	06
School Phonics	08
NEW Smart Phonics 3 rd Edition	10
EFL Phonics 3 rd Edition	12
Speed Phonics	14
Smart Phonics Readers	16
e-future Phonics Fun Readers	18
Phonics Builders	20

Readers

Art Classic Stories	46
e-future PYP Readers	48

Grammar

My First Grammar 2 nd Edition	50
My Next Grammar 2 nd Edition	52

Course Book

Introduction	21
Little Hands	24
Let's Smile	26
NEW Smart English 2 nd Edition	28
Hand in Hand	30

Graded Readers

Introduction	32
Little Sprout Readers	34
e-future Classic Readers (Elementary)	36
e-future Classic Readers (Secondary)	38
Vera the Alien Hunter	40
Magic Adventures	42
School Adventures	44

Writing

My First Writing 2 nd Edition	54
My Next Writing	56

Listening

Listen Up New Edition	58
Listen Up Plus New Edition	60
Step By Step Listening	62
More Step By Step Listening	64

Reading Series

Introduction	66
NEW Smart Reading	68
My Phonics Reading	70
My First Reading	71
My Next Reading	72
My Best Reading	73
Reading Town 2 nd Edition	74
Reading World 2 nd Edition	76
Reading Planet	78
Hands on History	80

Online Support

e-future e-Library	82
eSmart Class	84
e-future Applications	86

Appendix

About e-future	88
ISBN GUIDE	90



Phonics


What is phonics?


Phonics is a method of teaching students to recognize the relationship between letters and sounds, and how to blend those sounds together. It equips students with the ability to decode letters and words.


Why is it important?

Phonics is a foundational skill. Through phonics, students are able to develop strategies for sounding out unfamiliar words without depending on memorization. It therefore allows students to become confident, independent readers.

Awareness of letter-sound relationships

a: /a/ as in 

b: /b/ as in 

c: /k/ as in 

Blending sounds to make meaningful words

Vowel + Consonant: a + t → at

Consonant + Vowel + Consonant:

b + at → bat

c + at → cat



Decoding
+
Strong Foundation

Increased

- Accuracy
- Comprehension
- Fluency
- Reading



e-future Phonics series!



Little Phonics

School Phonics

Smart Phonics

EFL Phonics





Speed Phonics

Target Age		Kindergarten	Elementary	Elementary	Elementary	Elementary
Curriculum	Single Letter Sounds	Book 1	Book 1	Book 1	Book 1	Book 1
		Book 2				
	Short Vowels	Book 3	Book 2	Book 2	Book 2	
		Book 4				
	Long Vowels			Book 3	Book 3	
	Double Letter Consonants		Book 3	Book 4	Book 4	
Double Letter Vowels			Book 4			Book 5
Components	Student Book	• 30 Lessons	• 12 Units • Flashcards & Stickers • Readers	• 8 Units • Flashcards	• 8 Units • Flashcards • Workbook	• 12 Units • Flashcards • Workbook
	Workbook		• Sold separately	• Sold separately		
	Teacher's Manual	• Digital Teacher's Manual	• Lesson Plans, Activity Sheets, Tests, etc. • Digital Teacher's Manual	• Lesson Plans, Worksheets, Tests, etc. • Digital Teacher's Manual	• Lesson Plans, Activity Sheets, Tests, etc. • Digital Teacher's Manual	• Lesson Plans, Activity Sheets, Tests, etc. • Digital Teacher's Manual
	App		• MP3 Files • Flashcards • Games • Animations	• MP3 Files • Flashcards • Practice • Games • Animations • AI Phonics	• Flashcards • Review Activities • Games	• Flashcards • Review Activities • Games • Animations
	Online Practice		• e-book • Practice, Test • LCMS	• e-book • Practice, Test • LCMS	• e-book • Practice, Test • LCMS	• e-book • Practice, Test • LCMS
	Downloadable Resources	• Answer Keys • MP3 Files	• Answer Keys • MP3 Files • Teacher Resources	• Answer Keys • MP3 Files • Audio Scripts • Teacher Resources	• Answer Keys • MP3 Files • Teacher Resources	• Answer Keys • MP3 Files • Teacher Resources
	Other	• Teacher Flashcards		• Teacher Flashcards • Big Game Book • Phonics Builders		

Little Phonics

Age Kindergarten **Level** Pre A1 / Starters

Little Phonics is a four-level series for very young learners. With a carefully organized syllabus, it provides a simple and systemic way of learning basic phonics. Throughout the series, learners will love the fun stories, bright illustrations, exciting games, and entertaining clap-chants and songs. They will be able to acquire basic reading skills and also enjoy doing it.



Features

- Fun phonics stories and songs
- Entertaining games and activities
- Clearly presented learning goals
- Cumulative activities that start each lesson

Series Strengths

- Easy-to-follow lesson flow
- Age-appropriate lesson goals
- Large flashcards that support teaching
- Learner-friendly design and illustrations

Levels and Content

Level	Content	Units (Pages per Unit)	CEFR
Level 1	Single letters: Aa-Nn	30 (3)	Pre A1
Level 2	Single letters: Oo-Zz	30 (3)	Pre A1
Level 3	Beginning & ending sounds, short vowels	30 (3)	Pre A1
Level 4	Short vowels	30 (3)	Pre A1

Main Lessons

- Listening and Speaking
- Fun Activity and Reading
- Writing

Lesson 1 e (1)

1. Listen, point and repeat.

Step 1

e + n → en
e + t → et

Step 2

hen hen pen pen
jet jet vet vet

2. Color and say the words.

3. Complete the word.

1 e t 2 e t 3 e n 4 e n

4. Read step by step.

1 Ben 2 ten 3 get 4 met

5. Trace and write step by step.

1 hen 2 3 4

Review Lessons

- Reading
- Story and Song
- Writing

Lesson 6 Review 4 a.e

1. Read the story and sing along.

2. Match and write the numbers. Color the pictures.

am at en et

1 2 3 4
5 6 7 8

Ted's Hat


Ted has a hat. Where is it at?
Ted's red hat is on the mat.

A mad fat rat has Ted's red hat.
Now, Ted's red hat is on the cat.

2. Write the word.

1 hen 2 3 4 5 6 7 8


Components and Resources



Student Book



Flashcards



Digital Teacher's Manual*

Downloads

Answer Keys*
MP3 Files


* Available from your local e-future partner.

School Phonics

Age Kindergarten-Elementary

Level Pre A1 / Starters

School Phonics is a four-level phonics series designed to make phonics both easy for teachers to teach and enjoyable for EFL students to learn. The systematic curriculum works to establish a solid foundation of phonics skills for students, providing them with effective tools for basic reading and writing. *School Phonics* also takes students on a spectacular journey through a series of stories graded specifically for their level, helping them to further develop their knowledge of phonics and become independent readers in the process.



Features

- Carefully designed syllabus
- Easy-to-follow lesson plans
- Vibrant illustrations and photos
- Phonics story for each unit
- Entertaining games for review

Series Strengths



- Curriculum-correlated readers
- Catchy phonics chant
- Animated content and enjoyable games
- Mobile application for teachers and students

Levels and Content

Level	Content	Units (Pages per Unit)	CEFR
Level 1	Single Letter Sounds	12 (8)	Pre A1
Level 2	Short Vowels	12 (8)	Pre A1
Level 3	Long Vowels/Double Letter Consonants	12 (8)	Pre A1
Level 4	Double Letter Vowels	12 (8)	Pre A1



Lesson 1

- Target Sound Introduction
- Target Words Introduction




Lesson 2

- Link and Review
- Practice
- Story



* Each unit is 8 pages long and made up of 2 lessons.

Components and Resources



Student Book with Readers



Workbook



Teacher's Manual



Mobile App



eSmart Class Online Practice

Downloads

- Answer Keys*
- MP3 Files
- Game Ideas
- Test Package
- Worksheets
- Readers Activity Sheets

* Available from your local e-future partner.

Smart Phonics 3rd Edition

Age Elementary **Level** Pre A1 / Starters

Smart Phonics 3rd Edition is a fun and memorable phonics series for young EFL students. Core phonics skills are introduced simply and systematically throughout this five-level series, supporting students in their first steps towards reading and writing. With abundant activities and games, *Smart Phonics* provides a supportive and playful learning environment that ensures students achieve success while having fun.



Features

- Carefully-designed syllabus
- Easy-to-follow lessons
- Engaging activities and board games
- Fun stories and comics with animations
- Sight words in context
- Cumulative reviews and progress tests
- **NEW** catchy songs and chants with animations
- **NEW** charming illustrations and vibrant photos
- **NEW** AI phonics app

Series Strengths

- Trusted and effective methodology
- Essential phonics skills for EFL students
- Teacher's manual with detailed games and activities for in-class use
- Workbook with extensive exercises to be used at-home
- Digital support available
- Numerous downloadable resources
- Large game boards available

Levels and Content

Level	Content	Units (Pages per Unit)	Review Units (Pages per Unit)	Assessment Unit (Pages per Unit)	CEFR
Level 1	Single Letters	8 (6)	3 (6)	1 (6)	Pre A1
Level 2	Short Vowels	8 (8)	3 (8)	1 (8)	Pre A1
Level 3	Long Vowels	7 (8)	3 (8)	1 (8)	Pre A1
Level 4	Two Letter Consonants	8 (8)	3 (8)	1 (8)	Pre A1
Level 5	Two Letter Vowels	8 (8)	3 (8)	1 (8)	Pre A1

Unit Layout

• Target Sound Introduction

• Practice Activities

• Practice Activities

• Phonics Story

• Writing Practice

AI Phonics App

• AI Andi



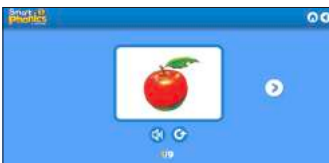
• Audio




• Animations



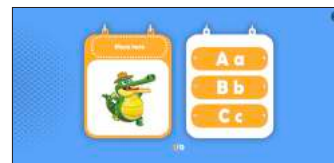
• Flashcards



• Tracing



• Practice / Games



Components and Resources



Student Book



Workbook



Teacher's Manual



Mobile App



Big Game Book



Teacher Flashcards



eSmart Class Online Practice

Downloads


- Answer Keys*
- MP3 Files
- Audio Scripts
- Game Ideas
- Tests
- Worksheets
- Sound Expansion Worksheets
- Flashcards
- Big Board Games

* Available from your local e-future partner.

EFL Phonics 3rd Edition

Age Elementary **Level** Pre A1 / Starters

EFL Phonics 3rd Edition, the best selling phonics series, is an easy-to-teach five-level series for elementary school students who are learning English as a foreign language (EFL). With the same outstanding core content as before, great new features have been added. These new features will allow children to learn the basics of phonics more effectively and enable them to build confidence in reading while having fun.



Features

- Easy-to-follow lesson flow
- Step-by-step teaching method
- Fun phonics stories and chants with sight words
- Workbook, mini-flashcards, and audio files

Series Strengths

- Over 2 million copies sold
- Printable flashcards for teachers' use
- Student's mobile application
- Colorful workbook included with student book

Levels and Content

Level	Content	Units (Pages per Unit)	CEFR
Level 1	Single letters	8 (6)	Pre A1
Level 2	Short vowels	8 (8)	Pre A1
Level 3	Long vowels	7 (8)	Pre A1
Level 4	Double letter consonants	8 (8)	Pre A1
Level 5	Double letter vowels	8 (8)	Pre A1

Unit Layout

• Target Sound Introduction

Unit 1 Short Vowel a

Learn

Listen and repeat.

a	a
n	t
an	at
can	bat

Learn More

Listen and repeat.

can	fan
man	pan
bat	cat
hat	mat

-an

-at

• Practice Activities (four-skills)

Practice

Say and circle.

1. c f at an
2. b m at an
3. f p at an
4. h b at an
5. p c at an
6. m c at an
7. b h at an
8. p h at an

Find and circle.

1. 2. 3. 4. 5. 6. 7. 8.

c	b	a	t	x	m
a	h	e	c	p	a
f	i	c	s	e	n
i	m	a	t	u	t
q	c	a	n	m	f
b	s	h	a	t	a
j	p	a	n	b	n

• Practice Activities

Listen & Do

Listen, number, and match.

1.

-at **-an**

2.

Listen and check.

1. fan pan hat rat
2. can fan cat fat
3. cat mat fat man
4. bat ban can pan

Listen and circle. Write and say.

1. The cat is on the fan.
2. The man is on the mat.
3. Look at the cat with a hat.
4. The can is on the mat.
5. The man has a can.

• Story and Chant

Read & Do

Read the story.

Chant along.

1. The man has a hat. The cat sees the hat.

2. The man has a pan. The cat sees the pan.

3. The man has a can. The cat sees the can.

4. The cat has the hat. The man sees the cat.


• Writing Practice

Write & Do

Look and write.

1. a an can
2. an fan
3. at hat
4. an man
5. an pan
6. at mat
7. at bat
8. at cat

Components and Resources



Student Book with Workbook



Teacher's Manual



Mobile App



eSmart Class Online Practice

Downloads

- MP3 Files
- Answer Keys*
- Game Ideas
- Test Package
- Worksheets
- Story Extension Activities

* Available from your local e-future partner.

Speed Phonics

Age Elementary **Level** Pre A1 / Starters

Speed Phonics is a three-level series for young learners who are learning English as a foreign language (EFL). Designed by EFL specialists, Speed Phonics uses a quick and concise approach to introduce the basic phonics skills. *Speed Phonics* will help students develop the necessary tools for reading and writing.



Features

- Easy-to-follow lesson flow
- Condensed language targets
- Fun phonics stories and chants with sight words
- Workbook, mini-flashcards, and audio files

Series Strengths

- Covers same targets as EFL Phonics in three levels (instead of five)
- Printable flashcards for teachers
- Student's mobile application
- Colorful workbook included with student book

Levels and Content

Level	Content	Units (Pages per Unit)	CEFR
Level 1	Single letters / Short vowels	12 (6)	Pre A1
Level 2	Long vowels / Double letter consonants	12 (6)	Pre A1
Level 3	Double letter vowels / Double letter consonants	12 (6)	Pre A1

Unit Layout

• Target Sound Introduction

Unit 2 Long Vowel a

Learn

Listen and repeat. **Track 1**

am → game name

an → cane lane

as → case vase

at → date gate

• Speaking Practice

Say & Do

Say, choose, and match. **Track 2**

1. g → ane
i → ate

2. n → ane
c → ame

3. v → ate
d → ase

4. c → ase
g → ame

5. l → ane
v → ase

6. c → ate
d → ane

• Listening Practice

Listen & Do

Listen and circle. **Track 3**

1. game gate

2. cane case

3. vase date

4. lane name

Listen and check. **Track 4**

1. cane mane lane name

2. date gate late lane

3. cane case base vase

4. name game came lane

• Listening and Writing Practice

Listen and circle. Write and say. **Track 1**

1. The is on the mat.

2. The bug is on the .

3. The kid has a .

4. The is on the case.

5. The cat is by the .

• Fun Phonics Story and Chant

Read & Do

Read the story. **Track 2**

Chant along. **Track 3**

Dad is mad. "Look at my vase!" yells Dad.

The cat is on the case. "You are bad!" yells Dad.

The dog is by the gate. "You are bad!" yells Dad.

The kid is on the bike. "Come back, Dave!" yells Dad.

Right words are at bad like by come back a look mad my on the yells you

• Writing Practice

Write & Do

Choose and write. **Track 4**

name wave

cane case date cave

cake lake vase bake

tape gate game cape

Components and Resources



Student Book with Workbook



Teacher's Manual



Mobile App



eSmart Class Online Practice

Downloads

- Answer Keys*
- MP3 Files
- Game Ideas
- Test Package
- Worksheets
- Story Extension Activities

* Available from your local e-future partner.

Smart Phonics Readers

Age Elementary Level Pre A1 / Starters



Smart Phonics Readers are fun and imaginative stories for children to enjoy and practice their phonics skills. Each story contains words with level-appropriate target sounds to provide a gentle first step into reading for young learners. Supported by numerous activities and digital resources, *Smart Phonics Readers* work well as a part of any phonics curriculum or as a stand-alone set for beginning readers.

Features

- Fun and imaginative stories
- Highlighted phonics targets
- Phonics and story activities
- App with digital content

Series Strengths

- Made in company with *Smart Phonics*
- Provides a gentle first step into reading
- Two versions: Combined and Individual
- Numerous downloadable resources

Levels and Content

Level	Story	Targets
Level 1	1 Look, Mom!	Aa - Ff
	2 Show and Tell	Gg - Ll
	3 Rabbit and Mouse	Mm - Rr
	4 The Wet Vet	Ss - Zz
Level 2	1 There You Are!	Short Vowel a
	2 The Big Red Fin	Short Vowels e, i
	3 Lost in the Fog	Short Vowel o
	4 Bug and Pug	Short Vowel u
Level 3	1 Jake and the Cake	Long Vowel a
	2 Time for a Lime	Long Vowel i
	3 A Note for Cole	Long Vowel o
	4 June on the Dune	Long Vowel u

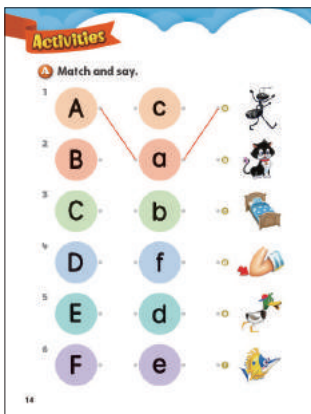
Level	Story	Targets
Level 4	1 The Flying Frog	bl, cl, fl, br, cr, fr
	2 Dragon's Trip	gl, pl, sl, dr, pr, tr
	3 Snack Day	sm, sn, st, sw, ng, nk
	4 A Cherry Catcher	sh, ch, th, wh
Level 5	1 A Seed in the Wind	ee, ea, oa, ow
	2 Roy's Toy	ai, ay, oi, oy
	3 Baxter's Peanuts	ow, ou, ir, er, ur
	4 Flying North	ar, or, oo

Story Layout

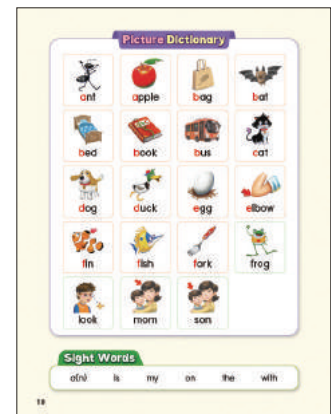
• Phonics Story



• Practice Activities

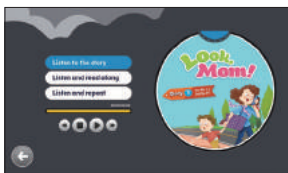


• Picture Dictionary



App

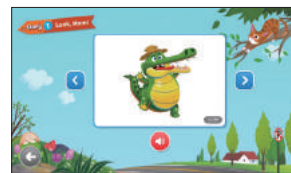
• Audio




• Animation



• Flashcards




• Word Game



Components and Resources



Individual Version



Combined Version



Mobile App

Downloads

- MP3 Files
- Answer Keys
- Syllabus
- Lesson Plan
- Test
- Book Report
- Story Activity Sheet
- Flashcards
- Story Cards

* Available from your local e-future partner.

e-future Phonics Fun Readers

Age Elementary

Level Pre A1 / Starters



e-future Phonics Fun Readers combines phonics with engaging stories that make learning how to read fun! Each story has been designed especially for EFL/ESL learners, to provide a strong foundation in reading with a small target vocabulary. *e-future Phonics Fun Readers* work well as a part of any phonics curriculum or as a stand-alone set for beginning readers.

Features

- Easy-to-read phonics stories
- Highlighted phonics targets
- Colorful illustrations
- Supporting activities

Series Strengths

- Great first-step to reading
- Catchy sing alongs
- Integrated sight words
- Picture dictionary


Levels and Content

Level	Story	Targets
Level 1	1 Ant, Bug and Cat	Aa, Bb, Cc
	2 The Den	Dd, Ee, Ff
	3 Gull's Gum	Gg, Hh, Ii
	4 Jen's Jet	Jj, Kk, Ll
	5 Meg's Mat	Mm, Nn, Oo
	6 Pam's Quiz	Pp, Qq, Rr
	7 Ten Bugs	Ss, Tt, Uu, Vv
	8 Zed's Zigzag	Ww, Xx, Yy, Zz
Level 2	1 Dan and the Ram	Short Vowel a
	2 Jen's Pet Hen	Short Vowel e
	3 The Big Fin	Short Vowel i
	4 Hot Dogs	Short Vowel o
	5 The Bug and the Pup	Short Vowel u


Level	Story	Targets
Level 3	1 Pam and Dave in the Cave	Long Vowel a
	2 Jim and Mike's Time	Long Vowel i
	3 Tom and Jane Go Home	Long Vowel o
	4 Jude on the Dune	Long Vowel u
Level 4	1 Clem the Brave	bl, cl, fl, br, cr, fr
	2 Glen and Drake's Trip	gl, pl, sl, dr, pr, tr
	3 The Bank in Hong Kong	sm, sn, st, sw, ng, nk
	4 The White Fish	sh, ch, th, wh
Level 5	1 The Shoal Beast	ee, ea, oa, ow
	2 The Train in Spain	ai, ay, oi, oy
	3 The Fairgrounds	ow, ou, ir, er, ur
	4 Mark and the White Stork	ar, or, oo

Unit Layout

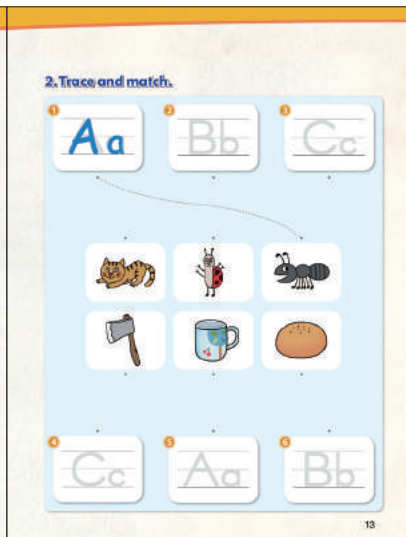
- Engaging Story Containing Target Sounds



- Sing Along




- Review Activities



- Picture Dictionary



Components and Resources



Individual Version



Combined Version



Boxed Set

Downloads

Answer Keys*
MP3 Files

* Available from your local e-future partner.

Phonics Builders

Age Kindergarten

Level Pre A1 / Starters



New Phonics Builder 1

Focus

Combinations with short vowels and consonants

Works with

- Smart Phonics 1, 2
- EFL Phonics 1, 2
- School Phonics 1, 2
- Speed Phonics 1



New Phonics Builder 2

Focus

Combinations with double letter consonants

Works with

- Smart Phonics 4
- EFL Phonics 4
- School Phonics 3
- Speed Phonics 2, 3



New Phonics Builder 3

Focus

Combinations with double letter vowels

Works with

- Smart Phonics 5
- EFL Phonics 5
- School Phonics 4
- Speed Phonics 3



e-future Course Books



Kindergarten Nursery, 1, 2, 3



Starter, 1, 2, 3, 4, 5, 6 Primary





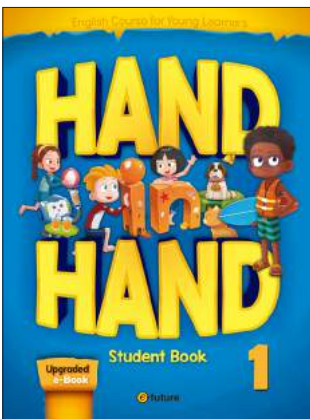
Series



See page 26



See page 28



See page 30

Series Comparison Chart

	Let's Smile							
Age	• Kindergarten-Elementary							
Correlation CEFR / CYLE	LS	L1	L2	L3	L4	L5	L6	
A2 / Flyers								
A1 / Movers								
Pre A1 / Starters								
Units / Lessons	<ul style="list-style-type: none"> • 12 Units (6 pages/unit) • 6 World Link units (2 pages/unit) 							
Workbook	<ul style="list-style-type: none"> • 12 Units (6 pages/unit) • 6 World Link units (2 pages/unit) 							
Flashcards	<ul style="list-style-type: none"> • Printed Flashcards • Student flashcards included in SB • Teacher flashcards 							
Teacher's Manual	<ul style="list-style-type: none"> • Lesson description • Games and activities • Lesson notes • Answer keys (SB/WB/worksheets/tests) • Worksheets (3 per unit) • Placement test • Unit tests • Midterm and final test • eSmart Class guide • Achievement certificate 							
Teacher's Resources	<ul style="list-style-type: none"> • Printable teacher flashcards • Printable worksheets • Printable tests • Test audio MP3s • Printable certificate 							
Online Contents	<ul style="list-style-type: none"> • eSmart Class - LCMS and ebook for teachers - Online activities for students 							
Downloadable Resources	<ul style="list-style-type: none"> • Audio files (MP3s) • Audio scripts • Worksheets • Tests and test audio files (MP3s) 							

Primary Course Books

	Smart English 2 nd Edition							Hand in Hand						
Age	• Kindergarten-Elementary							• Kindergarten-Elementary						
Correlation CEFR / CYLE	LS	L1	L2	L3	L4	L5	L6	LS	L1	L2	L3	L4	L5	L6
A2 / Flyers														
A1 / Movers														
Pre A1 / Starters														
Units / Lessons	<ul style="list-style-type: none"> • 12 Units (4 pages/Unit) • 6 Review Units (4 pages/Unit) • 2 Assessment Units (4 pages/Unit) 							<ul style="list-style-type: none"> • 12 Units (6 pages/unit) • 6 School Link units (2 pages/unit) 						
Workbook	<ul style="list-style-type: none"> • 12 Units (4 pages/Unit) • 6 Review Units (4 pages/Unit) 							<ul style="list-style-type: none"> • 12 Units (6 pages/unit) • 6 School Link units (2 pages/unit) 						
Flashcards	<ul style="list-style-type: none"> • Student flashcards included in SB • Teacher flashcards 							<ul style="list-style-type: none"> • Student flashcards downloadable • Teacher flashcards 						
Teacher's Manual	<ul style="list-style-type: none"> • Lesson description • Games and activities • Lesson notes • Answer Keys (SB/WB/Activity sheets/ tests) • Activity sheets (2 per unit) • Placement test • Unit tests • Midterm and final tests • eSmart Class guide • Achievement certificate 							<ul style="list-style-type: none"> • Lesson description • Games and activities • Lesson notes • Answer keys (SB/WB/worksheets/tests) • Worksheets (3 per unit) • Placement test • Unit tests • Midterm and final test • Rubrics for presentations • eSmart Class guide • Achievement certificate 						
Teacher's Resources	<ul style="list-style-type: none"> • Printable teacher flashcards • Printable activity sheets • Printable tests • Test audio files (MP3s) • Printable certificate 							<ul style="list-style-type: none"> • Printable teacher flashcards • Printable worksheets • Printable tests • Test audio MP3s • Rubrics for presentations • Printable certificate 						
Online Contents	<ul style="list-style-type: none"> • eSmart Class - LCMS - Presentation e-book for teachers - Online activities for students • AI App 							<ul style="list-style-type: none"> • eSmart Class - LCMS and ebook for teachers - Online activities for students 						
Downloadable Resources	<ul style="list-style-type: none"> • Audio files (MP3s) • Audio scripts • Answer keys • Flashcards • Worksheets • Tests 							<ul style="list-style-type: none"> • Audio files (MP3s) • Audio scripts • Worksheets • Tests and test audio files (MP3s) 						

Little Hands

Age Kindergarten **Level** Pre A1 / Starters

Little Hands is a fun and easy four-level course for very young EFL learners entering the English classroom for the first time. The easy-to-use series nurtures creativity through art, music, and play while promoting communication and motor skills. The series also features an alphabet book and phonics books to build a foundation for early literacy. With *Little Hands*, children will enjoy learning English and become confident learners in the 21st century.



Features

- Simple vocabulary and useful expressions
- Lovable characters and engaging stories
- Catchy songs and chants
- Vibrant illustrations and art projects
- Age-appropriate CLIL content
- Alphabet and phonics support

Series Strengths

- Fun and easy introduction to basic English
- Language recycling and linking
- Social and emotional skills development
- Integrated Teacher's E-Kit with abundant supporting materials and activities

Content Specifications


Level	Total Units	Regular Units	Review Units	CEFR
Nursery	8	8		Pre A1
Level 1	10	8	2	
Level 2	10	8	2	
Level 3	10	8	2	

What's Inside

• Warm-Up



• Words and Language



• Practice



• Conversation




• Story



• CLIL



• Art



• Unit Link



Components and Resources



Student Book
Phonics Book



Activity Book



Teacher's Manual



Chip Puppet



Posters



Flashcards



Mobile App



Teacher's E-Kit
Online

Downloads

- MP3 Files
- Flashcards
- Printable Resources

* Available from your local e-future partner.

Let's Smile

Age Elementary **Level** Pre A1-A2 / Starters-Flyers



Let's Smile is a seven-level primary English course for young EFL students. The course has lots of creative and enjoyable features like stories, songs, and games to support and motivate students. Language targets are constantly linked and recycled to boost students' confidence. With *Let's Smile*, young students are inspired to smile and succeed together in today's world.

Features

- Fun animated stories featuring friendly characters
- Lively songs and chants
- Fun and communicative games
- Twelve easy CLIL lessons
- Six World Link lessons linked to unit topics
- Extensive resources for teachers

Series Strengths

- Practical English for everyday student life
- Content to motivate students at all levels
- Systematic recycling of language targets
- New YLE test prep package

Content Specifications

Level	Units (Number of Pages)	World Link (Number of Pages)	CEFR
Starter	12 (6)	6 (2)	Pre A1
Level 1	12 (6)	6 (2)	Pre A1
Level 2	12 (6)	6 (2)	Pre A1
Level 3	12 (6)	6 (2)	Pre A1
Level 4	12 (6)	6 (2)	A1
Level 5	12 (6)	6 (2)	A1
Level 6	12 (6)	6 (2)	A1-A2

What's Inside

• Words and Grammar

Lesson 1 Listen, point, and repeat.

Listen and number. Then point and say.

Look at. Listen, point, and repeat. Then ask and answer.

Listen and chant.

This and That

What's this? What's that?
It's a cat. It's a dog.
What's that? What's that?
It's a rabbit. It's a cat.

• Conversation

Lesson 2 Listen and repeat. Watch and act out.

Read and say.

Listen and sing.

Play the game. Ask and answer.

• CLIL Lesson and Unit Link

Lesson 3 Listen and repeat.

Things Pets Need

Look and write.

Unit Link Roll and say.

This That

Look at. Listen and answer.

• World Link

3 MY PET

Listen and number. Then point and say.

Look and write.

Give a picture of your pet.

Components and Resources



Student Book
• Flashcards for Students



Workbook



Teacher's Manual



**Flashcards
for Teachers**



Mobile App



**eSmart Class
Online Practice**

Downloads

- Answer Keys*
- MP3 Files
- Worksheets
- Tests*
- YLE Prep Tests*
- Presentation e-book*

* Available from your local e-future partner.

Smart English 2nd Edition

Age Elementary

Level Pre A1-A2 / Starters-Flyers



Smart English 2nd Edition is a seven-level integrated course book for young learners that is fun and easy. The series systemically recycles and reviews language targets for more effective learning.

Features

- Easy-to-follow lessons
- Useful language in authentic contexts
- Fun comics and dialogs with charming characters
- Cumulative reviews
- Progress checks
- **NEW** colorful illustrations and photos
- **NEW** chants, songs, and animations
- **NEW** AI speaking app

Series Strengths

- Maximized student-talking time in student books
- Great at-home activities in workbooks
- Lots of systematic linking and reviewing
- Ideal for a slower-paced curriculum

Content Specifications

Level	Units (Pages per Unit)	Review Units (Pages per Unit)	Assessment Units (Pages per Unit)	CEFR
Starter	12 (4)	6 (4)	2 (4)	Pre A1
Level 1	12 (4)	6 (4)	2 (4)	Pre A1
Level 2	12 (4)	6 (4)	2 (4)	Pre A1
Level 3	12 (4)	6 (4)	2 (4)	Pre A1
Level 4	12 (4)	6 (4)	2 (4)	Pre A1-A1
Level 5	12 (4)	6 (4)	2 (4)	A1
Level 6	12 (4)	6 (4)	2 (4)	A1-A2

What's Inside

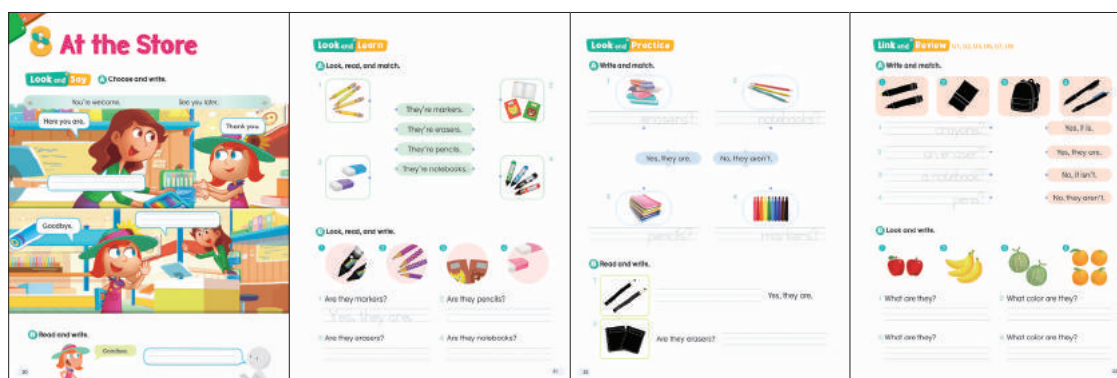
- Regular Units (x12) that introduce new grammar and vocabulary



- Review Units (x6) and Assessment Units (x2) that cumulatively review all previous targets



- Workbook with matching core content that focuses more on writing



Components and Resources



Student Book



Workbook



Teacher's Manual



Mobile App



eSmart Class
Online Practice

Downloads

- Answer Keys*
- MP3 Files
- Test Package*
- Worksheets
- Digital e-book*

* Available from your local e-future partner.

Hand in Hand

Age Elementary **Level** Pre A1-A2 / Starters-Flyers



Hand in Hand is a comprehensive seven-level course book designed to transform young learners into confident English speakers and capable global citizens. At the heart of the series is the recognition that global awareness, learning through content areas, and 21st century skills are necessary to succeed in today's world. The series combines steady vocabulary and grammar progression with the functional objectives of the Common European Framework (CEFR) and Young Learners English (YLE) tests.

Features	Series Strengths
<ul style="list-style-type: none"> • Six lesson-related CLIL units • 21st century skills based course book • Content linking and cumulative reviews • Animated content and games 	<ul style="list-style-type: none"> • Content to encourage cultural awareness • Systematic recycling of language targets • Fun and engaging projects for each unit • YLE test prep package

Content Specifications

Level	Units (Number of Pages)	School Link (Number of Pages)	CEFR
Starter	12 (6)	6 (2)	Pre A1
Level 1	12 (6)	6 (2)	Pre A1
Level 2	12 (6)	6 (2)	Pre A1
Level 3	12 (6)	6 (2)	A1
Level 4	12 (6)	6 (2)	A1
Level 5	12 (6)	6 (2)	A1-A2
Level 6	12 (6)	6 (2)	A2

What's Inside

• Conversation




• Words and Grammar



• The World around Us and Unit Link



• CLIL Integration (after 2 Units)



Components and Resources



Student Book



Workbook



Teacher's Manual



Mobile App



eSmart Class
Online Practice

Downloads

Answer Keys*
MP3 Files
Test Package*
Worksheets
Digital e-book

* Available from your local e-future partner.

e-future Graded Readers

About

The *e-future Graded Readers* series includes exciting graded comic readers and lively classic stories. Each series has been carefully written to provide learners with a set of progressively more difficult texts that help develop reading comprehension and fluency skills.


Features

- Carefully leveled texts
- Variety of story types
- Colorful artwork
- Activities to support language acquisition
- Downloadable audio files
- Downloadable teacher's support material

e-future Graded Readers Framework

	Level	CEFR	HDW	Classic (180 Books)	Comics (54 Books)	Others (not graded)				
Secondary	12	C1	2500-4200	e-future Classic Readers (180 Books)						
	11	B2-C1	2700							
	10	B2	2400							PYP Readers (72 Books)
	9	B1-B2	2100							
	8	B1	1800							
	7	A2-B1	1500							
Elementary	6	A2	1300		School Adventures (18 Books)			Art Classic Stories (30 Books)		
	5		1000							
	4	A1-A2	800				My First Classic Readers (60 Books)			
	3	A1	550		Magic Adventures (18 Books) & Vera the Alien Hunter (18 Books)	Read Together (50 Books) & Read Along (20 Books)				
	2		350							
	1		250							
	Kindergarten	Starter	Pre A1	200			Phonics Fun Readers (25 Books)	Smart Phonics Readers (20 Books)		
Phonics		Pre A1								
Nursery		Pre A1			Little Sprout Readers (40 Books)					


Smart Phonics Readers



Smart Phonics Readers are fun and imaginative stories for children to enjoy and practice their phonics skills.

see p. 16


Phonics Fun Readers



e-future Phonics Fun Readers is a collection of colourful books designed to provide learners with fun stories written at specific phonics levels.

see p. 18


Little Sprout Readers



Little Sprout Readers is an exciting four-level series of nursery rhyme readers for young learners of English. The stories include fun animation, songs, and dance routines.

see p. 34

e-future Classic Readers



e-future Classic Readers is a comprehensive collection of wonderfully retold classic tales. Each book includes colourful illustrations, downloadable audio files, and activities that support language learning. Each focus level is supported with age-appropriate supporting activities including character previews, playlets, and reading comprehension activities, as well as thought-provoking discussion questions.

see p. 36

e-future Classic Readers







e-future Graded Comic Readers provide students with a colourful, illustrative, and fun way to improve their reading skills. The different series include stories and topics that students will find enjoyable.

see p. 40

Little Sprout Readers

Age Kindergarten Level Pre A1 / Starters

Little Sprout Readers is an exciting four-level series of nursery rhyme readers for young learners of English. The readers are carefully levelled to be entertaining and educational. The series includes fun animations and easy-to-learn dance videos that bring the stories and songs to life. Children will love reading the stories, singing with the songs, and dancing to the music.



Features

- Colorful illustrations for young children
- Key words introduced through pictures
- Short, memorable stories that provide excellent foundation for reading
- Combination of a story, a song, and a dance help students remember and acquire language chunks
- Review activities that help consolidate learning
- Rhymes help students improve pronunciation and rhythm

Levels and Volumes

The Little Sprout Readers features a collection of stories broken down into four levels. Each level consists of ten stories.

Level	1	2	3	4
Average Word Count	40	70	90	100
CEFR	Pre A1			

What's Inside

- Engaging Stories and Colorful Illustrations



1-01 The Muffin Man



1-02 The Little Star

- Activities

*** Story Review ***

Number 1 (first) to 4 (last).

Do you know the muffin man? He lives on our lane!

He lives on our lane. Yes, I know the muffin man.

*** Match It! ***

Match the picture and the word.

- know
- live
- man
- muffin

- Sing and Do

*** Sing ***

Do you know the muffin man,
The muffin man, the muffin man?
Do you know the muffin man,
Who lives on Drury Lane?
Oh yes, I know the muffin man,
The muffin man, the muffin man.
Oh yes, I know the muffin man,
Who lives on Drury Lane.

The Muffin Man

*** Sing and Do ***

Do you know the muffin man? The muffin man, the muffin man? Do you know the muffin man?

Who lives on Drury Lane? Oh yes, I know the muffin man. The muffin man, the muffin man.

Oh yes, I know the muffin man. Who lives on Drury Lane?

- Seed Words

*** Seed Words ***

man muffin

know live

*** Word Review ***

Trace and color.

man muffin

know live

- Live Videos

Do you know the muffin man, The muffin man, the muffin man. Oh yes, I know the muffin man,

Do you know the muffin man, Who lives on Drury Lane? Who lives on Drury Lane?

Downloads

- MP3 Files
- Animation and live video
- Worksheets

* Available from your local e-future partner.

e-future Classic Readers

Level Pre A1-A2 / Starters-Flyers



e-future Classic Readers is a collection of timeless stories that have been carefully adapted for English language learners. Each story has been specially rewritten to preserve the voice of the original author while still keeping the stories accessible through controlled grammar and vocabulary leveling.

The elementary collection (Starter–Level 6) features easy-to-read stories with simple plots that will engage and delight beginning readers. The collection uses a scaffolded framework to help young learners become independent readers.

Features

- Carefully graded, retold classic tales
- Colorful illustrations that support text comprehension
- Character profiles that begin each book
- Pre-reading vocabulary support
- Playlet script for dramatic retelling with class




Levels and Volumes

Focus	Level	CEFR	Headwords	Volumes
Elementary	Starter	Pre A1	200	20
	1	A1	250	20
	2	A1	350	30
	3	A1	550	10
	4	A1-A2	800	10
	5	A2	1000	10
	6	A2	1800	20

What's Inside

• Engaging Story



• Characters

*** Introduction ***

This story is by the Greek writer Aesop.
This story teaches us how to live.

*** Characters ***

• Playlet

*** Playlet ***

The Fox and the Stork
Aesop

Cast Man, Fox, Stork

Setting In a small house

The man stands on the stage.

Man: This is a story about a fox and a stork.

Fox enters. Stork enters.

Fox: Good day, Stork. Will you come to dinner at my house?

Stork: Yes, Fox. Thank you!

Fox and Stork exit.

• Glossary

*** Words to Know ***

Man: Fox makes soup for dinner. He puts the soup in a dish.

Fox enters with two dishes of soup. He puts them on the table. There is a sound at the door. Fox goes to the door.

Fox: Hello, Stork. Come in. Dinner is on the table.
Stork: It looks good.

Fox and Stork sit. Fox eats his soup. Stork can't.

Fox: Don't you like the soup?
Man: Stork can't eat the soup.
Stork: It is time to go. But come to dinner at my house, Fox.
Fox: OK.

Stork exits. Fox laughs as he cleans the dishes and exits.

Man: Stork makes soup for dinner. He puts the soup in jars.




Downloads

- Answer Keys*
- MP3 Files
- Worksheets
(Starter - Level 6.20)
- Animation
(Starter - Level 2.20)

* Available from your local e-future partner.

e-future Classic Readers

Level A2-C1



e-future Classic Readers is a collection of timeless stories that have been carefully adapted for English language learners. Each story has been specially rewritten to preserve the voice of the original author while still keeping the stories accessible through controlled grammar and vocabulary leveling.

The secondary collection (Level 7–Level 12) features adapted stories by popular authors of classic literature. The engaging subject matter, complex plots, and advanced level of grammar and vocabulary are designed to help students transition into fully independent readers.

Features

- Carefully graded, retold classic tales
- Colorful illustrations that support text comprehension
- Comprehension activities that support reading skill acquisition




Levels and Volumes

Focus	Level	CEFR	Headwords	Volumes
Secondary	7	A2-B1	1500	20
	8	B1	1800	10
	9	B1-B2	2100	10
	10	B2	2400	10
	11	B2-C1	2700	10
	12	C1	2500-4200	8

What's Inside

• Engaging Story



[Chapter 3]
Thornfield Hall

The morning after my visit with Bessie, I was up at dawn and already in the coach on my way to Millcote by the early morning. I had many thoughts on my way to my new home. In truth, I really didn't know what to expect.

Eventually, the coach stopped at the front door of Thornfield Hall. A maidservant met me at the coach and led me into a small room, lit by a cheerful fire. In a rocking chair sat the neatest little elderly lady in a black dress and white apron. She was busy knitting, and a large cat sat at her feet. As I entered the room, she got up to meet me.

"How do you do, my dear? I'm sure you've had a long ride. You must be cold. Come to the fire."

"Mrs. Fairfax, I suppose?" I said.

"Yes, you are right. Please, come sit down."

Mrs. Fairfax offered me some tea and something to eat. She was a very kind lady and treated me like a guest. She told me a little bit about my future student, Adela Varens, an eight-year-old girl from France. Mr. Rochester, the owner of Thornfield Hall, had brought Adela to England with him after her mother had died. Mrs.



• Review Activities

[Chapter 2 | Lowood]

Before You Read

Look at the chapter heading and illustration. Think about the questions below.

- In this chapter, Jane is sent off to school. Do you think she will like being a way from her aunt and cousins?
- Look at the illustration on page 18. Who do you think the women might be?
- How do you think Jane is feeling?

After You Read

A. Choose the best answer.

Why was part of Lowood School turned into a hospital?

- Because the school did not make enough money
- Because a fever broke out and many students became sick
- Because there were not enough students to fill the classes

B. Put the information in the right place.

a. starts teaching at Lowood	b. is sent to Lowood in January
c. applies to become a governess	d. begins to adjust to her new school
e. accepts a position at Thornfield Hall	f. meets Mr. Brocklehurst at Gateshead Hall
g. meets Miss Temple	

Jane Eyre . . .

[Chapter 3 | Thornfield Hall]

Before You Read

Look at the chapter heading and illustration. Think about the questions below.

- How do you think Jane will enjoy being at Thornfield Hall?
- Look at the illustration on page 25. Who do you think the lady is?
- In this chapter, Jane meets her new student. Do you think they will get along? Why or why not?

After You Read

A. Choose the best answer.

What is true about Mrs. Fairfax?

Introduction

The English novelist Charlotte Brontë was born in 1816. Her most famous work is the classic *Jane Eyre*. It was partially based on her own life. Published in 1847, this novel became the most successful book of that year. The story follows the life of the title character, Jane Eyre. Throughout the stages of her life, she experiences many difficulties. Brontë tells the story of Jane, including her growth into adulthood and her love for Mr. Rochester. *Jane Eyre* was immediately successful then and is still very popular.

Charlotte was not the only author in her family. Her two sisters, Emily and Anne, were writers as well. Emily is well-known for writing the classic *Wuthering Heights*. Anne was also successful with her novel *Agnes Grey*.

Charlotte Brontë first published *Jane Eyre* under the pen name Currer Bell.

Glossary

Chapter 1

- antipathy n. a strong feeling of dislike
- apothecary n. a person who prepares and sells medicines
- attractive adj. pleasing to look at
- darken v. to grow dark
- demand v. to make a strong or urgent request
- grief n. deep sorrow
- nightmare n. a terrifying dream
- pillow n. a cloth bag filled with soft material used as a cushion for the head
- poorhouse n. a house in which the very poor are given food and shelter, paid for by the taxes or donations of other people
- torment v. to cause great suffering or unhappiness
- unconsciousness n. the state of not being awake or aware

Chapter 2

- advertise v. to make a public announcement of something
- anxious adj. eager; having a strong desire
- carriage n. a vehicle pulled by horses

• daylight n. the time of the day when it is light outside

• donate v. to give something such as money or goods in order to help a person or organization

• dozebell n. a bell that is rung to let people know that someone has arrived

• fever n. a high body temperature, usually caused by sickness

• fortnight n. a period of fourteen days; two weeks

• governess n. a woman who is paid to care for and teach a child in the child's house

• humble adj. not proud; not thinking of oneself as better than other people

• inadequate adj. lacking; not good enough

• porridge n. a soft, white food made of oats and water or milk, usually eaten for breakfast

• porter n. a person whose job is to carry bags or luggage

• public adj. in a way that is seen or heard by many people

• servant n. a person who is hired to do household or personal duties such as cleaning and cooking

Downloads

Answer Keys*
MP3 Files

* Available from your local e-future partner.

Vera the Alien Hunter

Age Elementary Level A1 / Starters-Movers



Vera the Alien Hunter is an exciting, award winning series about Vera and her mysterious cat, Luca. Together they try to protect Earth from invading aliens. With e-future's *Vera the Alien Hunter*, students will tag along with Vera as she sets out to save planet Earth from doom.

Features

- Fun and engaging stories that motivate students to read
- Colorful illustrations that aid comprehension
- Cumulative review exercises and progress tests
- Reading fluency activities to improve reading skills and build confidence
- A variety of activities to reinforce speaking
- Graded grammar focus required for elementary level learners
- Vocabulary building, listening, and grammar activities
- Audio files for students to practice listening and speaking
- Mobile application to support key vocabulary acquisition



Levels and Content

Level	Story	Headwords
Level 1	1 Vera's Tall Tales	200 words
	2 Meet Luca	
	3 A Real Alien	
	4 Luca's Mission	
	5 Getting Ready for the Worst	
	6 All Is Safe	
Level 2	1 Back to School	400 words
	2 Dancing with Danger	
	3 Sour Milk	
	4 A Price for Vera	
	5 The Mind Cube	
	6 Earth's True Alien Hunter	

Level	Story	Headwords
Level 3	1 Luca's Leaving	600 words
	2 A Visitor for Luca	
	3 Vera the Hunted	
	4 Vera in Space	
	5 A Small Delay	
	6 Earth or Bust	

What's Inside

• Engaging Story and Vocabulary Support



• Review Activities

Activity 1 (for page 1 - page 7)

1 Choose and write.

zoo quiet family following

1 2 3 4

2 Circle the correct words.

1 Vera is following **Bigfoot** / a monster / to the cave.

2 It's **scary** / noisy / in the cave.

3 Bigfoot's **family** / friend / is in the cave.

4 Mom / Dad / likes Vera's story.

5 Vera is **late** / on time / for dinner.

Activity 2 (for page 8 - page 11)

1 Match.

1 2 3 4

window glow better hurt

2 Write the sentences in the correct order.

1 (this / What's / glow / strange / ?) _____

2 (What's / matter / the / ?) _____

3 (hurt / not / She's / .) _____
Phew, _____

Activity 3 (for page 12 - page 13)

1 Find and circle the words.

z	s	a	c	k	a
y	l	r	q	b	l
s	e	h	o	t	
r	e	a	l	y	e
k	p	t	p	s	n

2 Circle T (True) or F (False).

1 The UFO is glowing red. T F

2 Vera listens to Mom and goes to bed. T F

3 Vera needs her flashlight to check the bushes. T F

4 Vera thinks a monster is in the bushes. T F

5 Vera catches something in the bushes. T F

• Glossary

Key Words Check the words you learned.

a.10	often	a.17	glow	a.19	look
a.11	angry	a.17	hide	a.19	scary
a.14	better	a.19	hurt	a.19	sleep
a.14	both	a.19	like	a.19	strange
a.15	cave	a.19	monster	a.19	UFO
a.17	danger	a.19	watch	a.19	window
a.17	family	a.19	quiet	a.19	zoo
a.18	flashlight	a.19	read		
a.19	following	a.19	robot		

Useful Expressions Check the expressions you learned.

a.7	That's a good story.	a.8	Be careful, Vera.
a.8	I need to think.	a.13	Come out!
a.9	Maybe I shouldn't do this.	a.15	Get out!
a.10	I must be careful.	a.11	Go to sleep!
a.11	I'm coming in.	a.9	Don't worry.
a.12	It's check time.	a.16	Yes, my you OK!
a.13	You can't fool me.	a.13	What's the matter?
a.15	How'd I get it?	a.13	What's that's that?
a.4	That's all!	a.9	What's going on?

Components and Resources



Teacher's Manual



Mobile App

Downloads


- Answer Keys*
- MP3 File
- Teacher's Guide*
- Finger Puppets
- Worksheets
- Teacher Flashcards

* Available from your local e-future partner.

Magic Adventures

Age Elementary

Level A1 / Starters-Movers



Magic Adventures is a fun-to-read set of comic readers offering key English learning skills. Readers will find themselves learning new vocabulary, experiencing important grammar structures in a natural context, and sharpening their reading skills all while having fun reading exciting stories. *Magic Adventures* introduces Jack, his sister Bella, their mysterious dog Ace, and a strange girl with a number of secrets named Olivia. Join them as they have exciting adventures in school, faraway lands, and around the world. *Magic Adventures* will prove that reading is fun.

Features

- Exciting stories with engaging comics
- Vivid illustrations of the characters and their expressions
- Useful expressions and new words
- Activities that strengthen the children's understanding of the stories and key words
- Audio files for students to practice listening and speaking

Levels and Volumes

Level	Story	Headwords
Level 1	1 A New Girl in School	200 words
	2 Olivia and the Bad Boys	
	3 Jack's Date	
	4 Bad Frogs	
	5 Bella's Big Day	
	6 A Trip to the Lake	
Level 2	1 Olivia is Gone!	400 words
	2 Where is Bella?	
	3 Jack and the Red Lion	
	4 The Jail of Magic	
	5 The Story of Dark	
	6 The Crystal of Power	

Level	Story	Headwords
Level 3	1 Dark of the Earth	600 words
	2 Dark in the City of Lights	
	3 The Dark Woods	
	4 Dark's Africa	
	5 Dark Ice	
	6 Olivia's Big Fight	

What's Inside

- Engaging Story and Vocabulary Support



- Review Activities

Activity 1

1 Find and circle the words.

z w i t c h
y v r q o l
s c h o o l
j l a n y f
k m p s g

2 Who says this? Read and match.

1 - You look great, Sid.
2 - What a funny hat!
3 - Poor Olivia.
4 - Hey! That's my hat.

Activity 2

1 Write the words.

2 Circle the correct word.

1 Olivia isn't a new girl.
2 Olivia has a funny bag / hat.
3 Olivia is crying. Jack feels bad / good.
4 Olivia has many / no friends.

Activity 3

1 Match.

wand broom fight fly

2 Choose and write.

bad funny new nice

There is a _____ girl at school.
She has a _____ hat.
The boys don't like her.
Those boys are _____
Be _____ to her.

- Glossary

Key Words	Useful Expressions
<p>Check the words you learned.</p> <ul style="list-style-type: none"> bad bag broom crying fight fly girl girlfriend hat late late again look meeting new right school shriek time wand wear 	<p>Check the expressions you learned.</p> <ul style="list-style-type: none"> Hi, Jack! Bye, Jack! Be back. It's nice to meet you. It's time for school. Have fun. Good morning, class. Goodbye, class. You look great, Sid. Olivia, I'm sorry. Poor Olivia. I see.

Grammar in Level 1

Verb Tenses	Verb Tenses Positive/Negative
Present simple	Affirmative, negative
Present continuous	Affirmative, negative, question, yes/no question
Future will	Interjection

Other Grammar

Other Grammar	Other Grammar
Can/can't	Adjectives: the
Must, have to, personal obligation	Prepositional adjectives
Will/shall	Left

Components and Resources



Teacher's Manual



Mobile App

Downloads

- Answer Keys*
- MP3 Files
- Character Cutouts
- Worksheets
- Vocabulary Lists

* Available from your local e-future partner.

School Adventures

Age Elementary

Level A2 / Flyers



School Adventures is a fun-to-read series of comic readers offering engaging stories that help with developing English language skills. Students will find themselves learning new vocabulary, experiencing important grammar structures and sharpening their reading skills. The stories revisit Jack, his sister Bella, and their dog Ace. Join them as they spend a summer at camp, go on mysterious adventures while reading classic stories, and learn about science with Dad's newest invention. With *School Adventures*, students will learn about social studies, literature, and science in new, exciting ways.

Features

- Interesting and engaging content that motivates students to read
- Engaging pictures for accurate word and expression recognition
- Reading fluency activities to improve reading skills and build confidence
- Role-playing and dictation activities
- Graded grammar focus required for elementary level learners
- Activities to improve comprehension and vocabulary skills
- Audio files for students to practice listening and speaking



Levels and Volumes

Level	Story	Headwords	Level	Story	Headwords
Level 1	1 Arriving at Camp	800 words	Level 3	1 Moth Madness	1,200 words
	2 Unhappy Camper			2 Tilted	
	3 Bella's Big Fear			3 Tummy Trouble	
	4 Jack the Paddle Ace			4 A Small Problem	
	5 Bella the Sore Loser			5 A Wild Water Ride	
	6 Summer's End			6 The Tiny Ocean	
Level 2	1 Jack Pan	1,000 words			
	2 Bella in Wonderland				
	3 Jack's 80 Days				
	4 Bella and the Wonderful Wizard				
	5 Jack's Time Machine				
	6 Jack and Robin Hood				

Art Classic Stories

Age Elementary

Level A1-A2 / Flyers



Art Classic Stories is a unique book series that combines classical art with the most loved children's stories of all time. Each book features the illustrations in a well-known artist's style. The exquisite pictures capture the children's eyes and guide them to the world of art. The series offers different aspects of art and stories in a delightful format that makes it enjoyable and educational. These books can be used in reading tutorials, discussion class, and art immersion courses and even in a drama class.

Features





- Beautifully illustrated stories
- Classic stories told in rhyme
- Moral lesson integrated into the story
- Discussion questions about the story and art

Levels and Content

Volume	Title (Art Style)	Volume	Title (Art Style)
1	The Great Big Turnip (Paul Gauguin)	16	The Angel (Auguste Renoir)
2	The Three Little Pigs (Paul Klee)	17	The Christmas Chimes (Wassily Kandinsky)
4	The Wolf and the Seven Little Goats (Camille Pissarro)	18	Snow White and Rose Red (Sandro Botticelli)
5	Country Mouse and City Mouse (Henri Rousseau)	19	The Happy Prince (Ernst Kirchner)
6	The Farm Rooster and the Weather Vane (Henri Matisse)	20	The Magical Pear Tree (Henri de Toulouse-Lautrec)
7	The Elves and the Shoemaker (Vincent van Gogh)	21	The Donkey and the Load of Salt (William Turner)
8	The Giant in the Bottle (Max Beckmann)	22	The Little Girl and the Big Bear (James Abbot McNeill Whistler)
9	The Fox and the Crane (Gustav Courbet)	23	The Seven Ravens (Alfons Mucha)
10	The Musicians of Bremen (Edvard Munch)	24	A Grain as Big as a Hen's Egg (George Seurat)
11	The Little Match Girl (Rembrandt)	26	The Last Leaf (Paul Cezanne)
12	The Hare and the Hedgehog (Claude Monet)	27	King Thrushbeard (Marie Laurencin)
13	The Goose that laid the Golden Egg (Vincent van Gogh)	28	Prince Riquet (Johannes Vermeer)
14	The Fisherman and the Golden Fish (Henri Matisse)	29	Puss in Boots (Edward Manet)
15	Nandi and the Tigers (Paul Serusier)	30	Saturday Mountain (Paul Gustave Dore)

What's Inside

- Engaging Story and Colorful Illustrations



- Artist Introduction

Who is Paul Gauguin?

Born: June 7, 1848
Died: May 8, 1903
Nationality: French
Art Style: Post Impressionism
One of His Masterpieces: Tahitian Women on the Beach

01 The Great Big Turnip
through the art style of Paul Gauguin

Paul Gauguin's Art World

Tahitian Women on the Beach, 1891-3

- Paul Gauguin was a successful stockbroker. He was a self-taught artist.
- Gauguin was inspired by the Impressionists.
- Gauguin learned how to paint from Pissarro, and he was a friend of Van Gogh.
- Gauguin left Europe and went to Tahiti. There, he started using vivid colors and flat forms in his paintings.

- Glossary

Words in the Story

farmer [noun]
someone who grows crops on a farm
We saw a farmer working in the field.

weed [noun]
plants that grow where not wanted
We pulled the weeds out in the garden.

plant [verb]
to put plants and seeds in the ground
My mom planted lettuce in the garden.

seed [noun]
part of a plant from which fruits or plants grow
I planted apple seeds.

turnip [noun]
a big, round, root vegetable like a radish
Mother made a turnip salad.

enormous [adjective]
really big.
The elephant was enormous.

best [adjective]
better than others
You are the best!

quickly [adverb]
fast, in a short period of time
I want to get it done quickly.


Downloads

- MP3 Files
- Coloring Sheets

* Available from your local e-future partner.

e-future PYP Readers

Age Elementary Level A1-B1 / Flyers



e-future PYP Readers are based around three simple principles: explore, reflect, and apply through literature. It is a six-level series of readers that are designed to complement any inquiry-based classroom setting, particularly aimed at primary year programs. Each book is beautifully illustrated and has rich, content-packed stories that make perfect jumping off points in cross-curricular lessons. With 12 different stories per level, there will be no problem finding the right book for class.

Features


- Intelligent and thoughtful dialog
- Imaginative illustrations that reflect young, creative minds
- Realistic adventures to stimulate kids' imaginations
- Perfect jumping off point in inquiry-based education

Levels and Volumes

Level	Level Theme	Volumes
Level 1	About Me	12 books
Level 2	Outside Discovery	12 books
Level 3	Fabulous Field Trip	12 books
Level 4	Edventureland	12 books
Level 5	Tropical Wonder	12 books
Level 6	Venture Quest	12 books

What's Inside

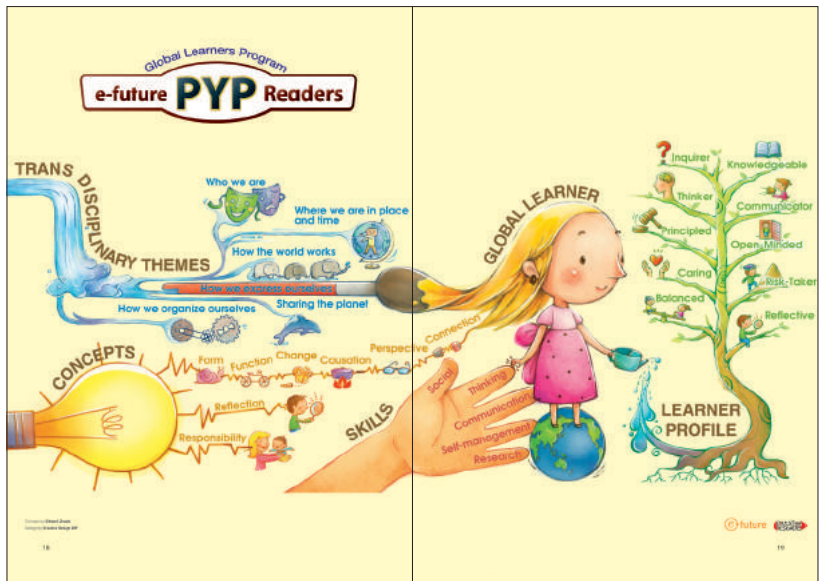
- Authentic Dialogue and Engaging Illustrations




- Correlation Chart for Inquiry-based Classrooms

WORKING WITH A PYP YOUNG PROGRAM

STORY TITLE	EMPHASIS	RELATED
My House	How we express ourselves, Who we are	Where we are in place and time
TRANSDISCIPLINARY THEMES	Form, Perspective, Responsibility, Reflection	Connection
CONCEPTS	Form, Perspective, Responsibility, Reflection	Connection
SKILLS	Thinking, Research, Communication	Social
ATTITUDES	Appreciation, Confidence, Curiosity, Enthusiasm, Independence	Respect, Tolerance
LEARNER PROFILES	Reflective, Thinker, Risk-taker, Inquirer	Knowledgeable, Open-minded
SUBJECTS	Art, LA	PSE



Components and Resources



Teacher's Resource Book

Downloads

- MP3 Files
- PYP Correlation Chart

* Available from your local e-future partner.

My First Grammar 2nd Edition

Age Elementary **Level** A1-A2 / Movers-Flyers

My First Grammar is a fun and easy grammar series designed for young learners. In the series, students are presented with easy-to-understand charts that highlight each grammar target. Lots of colorful images and photos help illustrate each target, and fun activities continually keep students engaged. The new features make learning grammar even more fun and help students maintain the feeling of success and interest while learning.



Features	Series Strengths
<ul style="list-style-type: none"> • Easy-to-follow lessons • Fun, learner-centered activities • Lots of colorful illustrations and photos • Concise grammar targets 	<ul style="list-style-type: none"> • Spiral syllabus • Cumulative reviews • Picture games for review • Online support

Levels and Content

Level	Units (Pages per Unit)	CEFR
Level 1	20 (4)	A1
Level 2	20 (4)	A1
Level 3	20 (4)	A1

What's Inside



- Simple and Clear Grammar Instruction



Lesson 10: a/an/the + Noun




A Look and Learn

Article	Article + Noun
a/an	any one thing a king a tiger an octopus
the	specific thing the king the tiger the octopus one and only the sun the moon the sky

B Look and Say

1  He is a king.  Look at the king.





2  It is an octopus.  Look at the octopus.

3  It's the sun. 4  It's the moon. 5  It's the sky.




- Grammar Practice Activities

C Look and Practice

1. Look and write a, an, or the.





1  2  3  4 





1 It is ___ chair. 4 Oh, no!
2 He is ___ teacher. Look at ___ banana
3 It is ___ banana. and ___ teacher.

5  6  7 

5 He is ___ king. 7 Wow! Look at ___ king.
6 It is ___ octopus. Look at ___ octopus.

2. Choose and write a, an, or the.




1  tiger 2  sun 3  owl 4  desk




5  elephant 6  sky 7  watch 8  moon

- Grammar Practice Activities


3. Look, choose and write.


a an the clock sun orange star moon desk


1  It is a clock. 2  It is _____. 3  It is _____.


4  It is _____. 5  It is _____. 6  It is _____.


4. Read and write a, an, or the.

1  This is _____ book. _____ book is fun.

2  It is cloudy. Do you see _____ sun?

3  It is _____ moon. It's in _____ sky.




4  I see _____ desk and _____ chair.




5  It is _____ window. _____ window is open.

- Cumulative Review Quiz


D Link and Review (14, 15, 16, 17, 18, 19, 110)


1. Look and write.


1  _____ is an octopus. 2  _____ are flowers. 3  It is _____ moon.


4  They _____ tigers. They are lions. 5  Yes, they are. 6  It's a panda. 7 _____ it?

2. Read and circle.

7  This is not my bag. It's (your / she / you) bag.

8  These are not my books. They are (it / their / they) books.

9  It is (a / an / the) car. (A / An / The) car is black.

10  What is it? It is (a / an / the) sun.

Teachers: This page is a cumulative quiz. The grid below shows which lesson each question is from.

Lesson	1	2	3	4	5	6	7	8	9	10
Q1										
Q2										
Q3										
Q4										
Q5										
Q6										
Q7										
Q8										
Q9										
Q10										

Components and Resources



Student Book



Workbook



Teacher's Manual



eSmart Class
Online Practice

Downloads

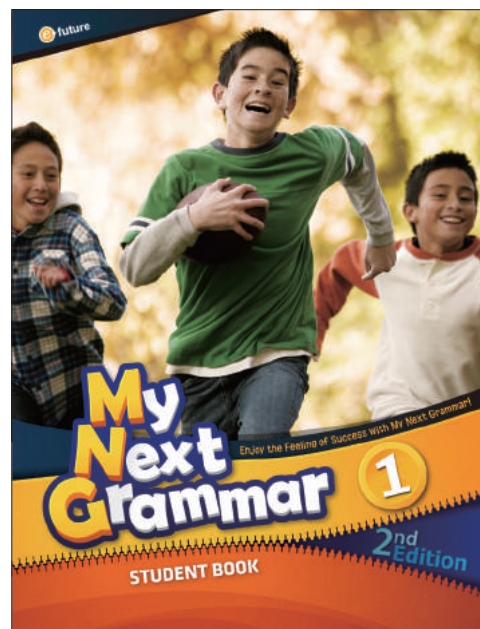

Answer Keys*
Tests
Grammar Charts
Syllabus Chart

* Available from your local e-future partner.

My Next Grammar 2nd Edition

Age Elementary **Level** A1-A2 / Movers-Flyers

My Next Grammar is designed to meet the needs of upper elementary English students as they transition to more challenging content. The new features reflect student interests and help students achieve a sense of success while learning.



Features	Series Strengths
<ul style="list-style-type: none"> • Easy-to-follow lessons • Concise grammar targets • Spiral syllabus • Engaging learner-centered activities 	<ul style="list-style-type: none"> • Illustrations and real photos • Cumulative reviews • Progress tests • Online support for students and teachers

Levels and Content

Level	Units (Pages per Unit)	CEFR
Level 1	22 (4)	A1
Level 2	22 (4)	A1-A2
Level 3	22 (4)	A2

What's Inside

• Simple and Explicit Grammar Instruction

LESSON 8 Past Simple: Irregular Verbs

Grammar Link and Review 11, 12, 13, 14, 15, 16, 17
Go to page 100. Take Grammar Review Quiz 7.

Grammar Introduction

A Past Simple: Irregular Verbs

	Affirmative	Negative	Yes/No Question
Singular	I/You did, She/He/It did.	I/You didn't do, She/He/It didn't do.	Did I/you do? Did she/he/it do?
Plural	We/You/They did.	We/You/They didn't do.	Did we/you/they do?

* Irregular verbs don't follow rules. They have their own past forms.
+ Answers to yes/no questions: We, I/you did. Yes, she/he/it did. No, I/you didn't. No, she/he/it didn't. Yes, we/you/they did. No, we/you/they didn't. + didn't = did not

B Common Irregular Verbs

Simple	Past	Simple	Past	Simple	Past	Simple	Past
build	built	feel	felt	invite	invited	sing	sang
buy	bought	give	gave	meet	met	sit	sat
catch	caught	go	went	read	read	sleep	sleep
come	came	have	had	ride	rode	swim	swam
do	did	hear	heard	run	ran	teach	taught
drink	drank	know	knew	say	said	think	thought
eat	ate	leave	left	see	saw	write	wrote

Write the past form.

- buy _____
- catch _____
- ride _____
- think _____
- give _____
- read _____
- know _____
- sleep _____

• Grammar Practice 1

Write the sentence in the past tense.

- They / hear the news. _____
- He / buy new shoes. _____
- you / know the answer. _____
- We / say goodbye. _____
- I / have breakfast. _____
- she / read the email. _____
- The bus / leave early. _____
- you / make a sandwich. _____
- He / swim in the pool. _____

Choose and write the verb in the past tense.

build drink eat feel leave see sleep

- Mr. Davis is sleepy. He _____ only five hours last night.
- We went camping. We _____ many stars in the sky.
- I _____ a model rocket after school. It was fun.
- They _____ the party early. They were tired.
- Amy _____ speak for dinner yesterday.
- He _____ a lot of water after the race.
- Jack _____ good after the concert. He played the clarinet well.

• Grammar Practice 2

Grammar Practice

A Choose and write the correct form of the verb.

catch give go hear ride see sit swim

- We went fishing and _____ a lot of fish.
- Sam walked to school. He _____ his bike.
- They stayed home all weekend. They _____ camping.
- It was Jack's birthday yesterday. I _____ him a gift.
- The beach wasn't crowded. I _____ many people.
- It was hot yesterday. They _____ in the pool.
- It was very quiet. We _____ any noise.
- Olivia _____ on the bench and read a book.

B Change the sentence into a question.

- Emily met her old teacher. _____
- They sang at the talent show. _____
- Tom ran to school. _____
- We bought a new car. _____
- Many people came to the party. _____
- She drank milk this morning. _____
- Mr. Baker taught math. _____
- I did my homework. _____

• Grammar in Context

Grammar in Context

A Choose and write. What did your mom and dad do last weekend?

make breakfast visit in the park drink coffee write emails meet friends
ride his/her bike see a movie sleep a lot do the dishes read a book

Your Mom		Your Dad	
1	She drank coffee.	5	He ran in the park.
2	_____	6	_____
3	_____	7	_____
4	_____	8	_____

B Choose and write.

A Picnic by the River

My grandparents _____ to see us last weekend. We all went to the park by the river and _____ a picnic together. Mom made delicious sandwiches. After lunch, we _____ our bikes along the river. Grandpa and Grandma _____ on a bench and waved at us. After the bike ride, Grandpa _____ me how to fly a kite. It wasn't easy at first, but my kite was finally high up in the sky. It _____ so good!

come fill had rode sat taught

Components and Resources



Student Book



Workbook



Teacher's Manual



eSmart Class Online Practice

Downloads

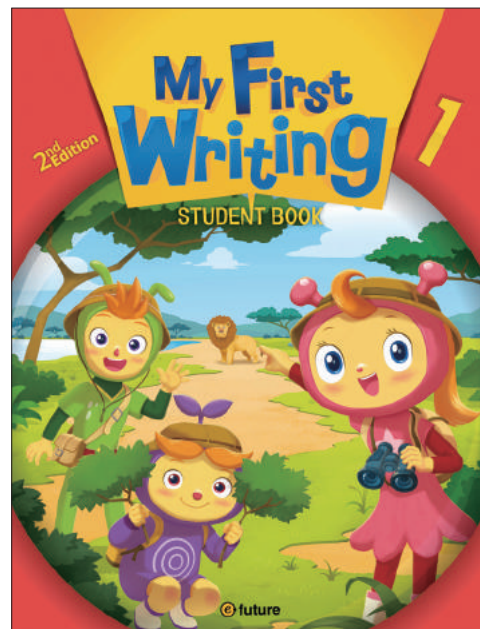
- Answer Keys*
- Tests
- Writing Worksheets
- Grammar Charts
- Syllabus Chart

* Available from your local e-future partner.

My First Writing 2nd Edition

Age Elementary **Level** A1 / Starters-Flyers

My First Writing is a fun and easy series for lower elementary EFL students who are starting to learn how to write. Students will begin to write sentences within a context of fun topics. The series follows a unique 6-step writing process that helps build the basic skills of writing through various activities and idea webs, while also providing useful tools, including model passages, grammar, and vocabulary. Upon finishing *My First Writing*, students will be motivated and confident to move on to the next level of paragraph writing.



Features	Series Strengths
<ul style="list-style-type: none"> • Systematic 6-step writing process • Familiar topics children can relate to and write about • Idea webs for making topic-related sentences • Easy-to-follow writing projects 	<ul style="list-style-type: none"> • Topic-based sentence writing helps learners understand natural English sentence structures • Relatable, student-centered writing topics that elicit personalized responses

Levels and Content

Level	Units (Pages per Unit)	CEFR
Level 1	15 (6)	A1
Level 2	15 (6)	A1
Level 3	15 (6)	A1

What's Inside

• Warm-up with a Passage

• Word Practice

• Grammar Practice

Unit 2 My Mom and Dad

STEP 1 Warm-up

Write He or She to complete the story.

My Mom and Dad

My mom is a doctor.
Her name is Acta Kibbits.
_____ is kind.
_____ is 38 years old.
My dad is an inventor.
His name is Todd Kibbits.
_____ is smart.
_____ is 39 years old.

Check True or False.

1. Acta's mom is 38 years old. True False

2. Acta's dad is a toy maker. True False

3. Acta's dad is smart. True False

STEP 2 Word Practice

Choose and write the word.

businessman doctor artist nurse teacher farmer

1. He is a _____

2. She is an _____

3. She is a _____

4. He is a _____

5. He is a _____

6. She is a _____

Look and write the word.

young strong old kind busy

1. She is _____

2. He is _____

3. He is _____

4. She is _____

5. He is _____

STEP 3 Grammar Practice

Read and circle the correct word(s).

1. They are a doctor / doctors .

2. She is an artist / artists .

3. Mr. Jones is a teacher / teachers .

4. My mom and dad are a nurse / nurses .

5. He is a businessman / businessmen .

6. They are an inventor / inventors .

7. Mrs. Wang is a farmer / farmers .

8. They are a businessman / businessmen .

Circle the mistake. Write the correct sentence.

1. My sister is student. My sister is a student.

2. I am nine year old. _____

3. They is my teachers. _____

4. My grandoo is a strong. _____

5. My dad is truck driver. _____

6. My brothers is funny. _____

7. She is a doctors. _____

8. He is 40 old years. _____

• Writing Practice and Idea Webs

• Final Writing Practice

• Writing Projects

STEP 4 Writing Practice

Read and complete the idea web.

My mom is a doctor.
She is 38 years old.
She is kind.
Her name is Acta Kibbits.

My mom _____

Her name _____

Look and write the sentences using the correct Be verb.

a nurse kind busy 37 years old a teacher 38 years old

1. My mom _____

2. _____

3. _____

4. _____

5. He _____

6. _____

STEP 5 Your Writing

Look at your idea web in Step 4. Draw and write your story.

Draw a picture of your story.

My Mom and Dad

1. My mom is _____

2. She _____

3. _____

4. My dad is _____

5. He _____

6. _____

Writing Checklist

1. My sentences begin with a capital letter.

2. My sentences end with a period.

3. My words are spaced out properly.

Writing Project 1 Report Writing

All about Mom and Dad

Directions

1. Find or take a picture of your mom or dad.
2. Glue the picture in the frame.
3. Write about your mom or dad.

Project Model


My Special Mom
By Mija Lee

My mom's name is Jenny Lee.
She is 36 years old.
My mom is special.
She is a nurse.
She is pretty and kind.

Components and Resources



Student Book



Workbook



Teacher's Manual*

Downloads




- Answer Keys*
- MP3 Files
- Worksheets

* Available from your local e-future partner.

My Next Writing

Age Elementary **Level** A1-B1 / Movers-Flyers

My Next Writing is the follow up series to *My First Writing*, completing the series for multi-paragraph essay writing. In book 1, students learn to write a cohesive paragraph that includes a topic sentence, body, and a closing sentence. In books 2 and 3, students expand their ideas and develop their writing into multi-paragraph essays. Paragraph and essay writing is guided through a comprehensive step-by-step approach with the use of model essays. The series covers a wide range of interesting topics so that students can practice and develop various writing skills along the way.



Features

- Familiar and fun writing topics
- Scaffolded lesson approach
- Sentence writing with graphic organizers
- Ready-to-use chunks of vocabulary

Series Strengths

- Step-by-step writing activities help learners build coherent paragraphs and essays.
- Relatable, student-centered writing topics elicit personalized responses.

Levels and Content

Level	Content	Units (Pages per Unit)	CEFR
Level 1	Paragraph writing	20 (4)	A1
Level 2	Short essays	20 (4)	A2
Level 3	Essays	20 (4)	A2-B1

What's Inside

• Warm Up

• Vocabulary and Expression Practice

• Scaffolded Writing Activities

UNIT 12
My Neighborhood Park

1. Warm up

A. Talk about the pictures and read the paragraph.

Perry Park

Perry Park is in my neighborhood, and it has many fun things to do. There is a large ball field. We can play baseball there after school. There are two tennis courts. My parents often play tennis there. The park also has a basketball court and a volleyball court. It is fun to play basketball with my friends on Sundays. The best part of the park is that there is a swimming pool. We can jump into the pool after we play hard. I think Perry Park is a wonderful place for neighbors to get together and have fun.

B. Discuss the questions about the paragraph.

- Where is Perry Park?
- What is in the park?
- What is the best part of the park?

2. Practice Vocabulary

A. What is in the park? Look, choose and complete the sentence.

soccer field	tourism	baseball court	pond
playground	picnic area	tennis courts	swimming pool

- There is a _____.
- There is a _____.
- There is a water _____.
- There is a _____.
- There is a _____.
- There is a _____.
- There is a beautiful _____.
- There is an outdoor _____.

B. What do people do at the park? Choose and complete the sentence.

ride	go jogging	picnic	have	play	swim
------	------------	--------	------	------	------

- Many people _____ at the park because there is a good jogging track.
- I like to _____ basketball with my friends at the park.
- In the summer, my neighbors _____ a picnic together at the picnic area.
- My mom likes to _____ ducks around the pond.
- The park is a good place to _____ a bike.
- On a hot day, children _____ into the swimming pool.

3. Practice Writing Longer Sentences

A. Choose and complete the sentence. Discuss your choices.

+ to go + to do + to eat

- There are many fun things _____ in the park.
- The park is a wonderful place _____ on Sundays.
- There is a lot of good food _____ at the picnic.

+ to go walking + to have a picnic + to play basketball

- It is fun _____ with my friends in the park.
- It is great _____ with our neighbors in the summer.
- It is relaxing _____ with my dog in the park.

B. Choose and complete the sentence using *after*. Discuss your choices.

+ we play basketball + they come home from work
+ we play tennis + we take our bikes
+ we eat an early dinner + I finish my homework

- We can jump into the pool _____.
- I usually go bike riding with my friends _____.
- Sometimes my mom and dad take us to the park _____.
- We usually have ice cream _____.
- Many people go jogging in the park _____.
- We all go home for dinner _____.

• Scaffolded Writing Practice

• Prewriting Activities

• Final Writing

4. Practice Writing Details

A. Read the model paragraph on page 60 again. Match the idea with the details and write the letters.

Idea	Details
1. There is a large ball field.	a. My parent often play tennis there.
2. There are two tennis courts.	b. We can play baseball there after school.
3. The park also has a basketball court and a volleyball court.	c. We can jump into the pool after we play hard.
4. The best part of the park is that there is a swimming pool.	d. It is fun to play basketball with my friends on Sundays.

B. Choose and write the details of the idea. Make your own sentences for question 4.

Idea	Details
1. Central Park is in my neighborhood.	There are many fun things to do in the park.
2. There is an outdoor swimming pool.	There is a high diving board.
3. There is a playground for little children.	It is a good place to go with my friends.
4. There is a soccer field in the park.	

5. Write Your Topic Sentence

A. Discuss your topic with a partner.

- Is there a park in your neighborhood? Does it have a name?
- What is in the park? What do people do there?
- What is the best part of the park?

B. Read the model paragraph on page 60 again and write the topic sentence.

My neighborhood has a wonderful park.

C. Write the topic sentence of your paragraph.

There is a good park in my neighborhood.

6. Write Your Body Sentences

Writing Guide Questions	Body Sentences of the Model Paragraph
What is in the park in your neighborhood? What do people do there? Write 3 things and explain.	There is a large ball field. There are two tennis courts. The park also has a basketball court and a volleyball court.
What is the best part of the park?	The best part of the park is that there is a swimming pool.


Writing Task Form

Unit: _____ Name: _____ Date: _____


Follow the steps and complete your paragraph.

Step 1: Title	Write the title of your paragraph.
Step 2: Topic Sentence	Use the chart in Activity 5C and write 2.
Step 3: Body Sentences	Use the chart in Activity 5C and write 3-4.
Step 4: Closing Sentence	Use the chart in Activity 5C and write 5.
Step 5: Review and Edit	Read your paragraph and make necessary changes.

Components and Resources



Student Book



Teacher's Manual

Downloads




- Answer Keys*
- MP3 Files
- Worksheets

* Available from your local e-future partner.

Listen Up New Edition

Age Elementary **Level** Pre A1 / Starters

Listen Up is a fun and easy three-level listening course for lower-elementary aged learners of English. In each lesson, colorful characters excite and guide young learners through fun and interesting listening activities. A carefully designed syllabus provides an appropriate structure to allow students to build up their basic listening skills and comprehension. Each book has 16 core units and four review units.



Features	Series Strengths
<ul style="list-style-type: none"> • Easy-to-follow lesson flow • Practical, everyday topics • Vocabulary and grammar activities • Fun and friendly characters 	<ul style="list-style-type: none"> • Recycling of language targets • Scaffolded activities • Personalizing activities • Online support

Levels and Content

Level	Units (Pages per Unit)	CEFR
Level 1	20 (4)	Pre A1
Level 2	20 (4)	Pre A1
Level 3	20 (4)	Pre A1

What's Inside

• Lesson Warm Up

Unit 7 What Are You Doing?

1 Warm Up

A. Look, listen, and circle. (20) (25)

» Harry is eating / reading.

B. Listen and repeat. (20) (25)

1 run	2 eat	3 study
4 jump	5 draw	6 sleep

34

• Listening Comprehension Activities

II Listening Practice 1

A. Listen and number. (20) (25)

B. Listen and circle. (20) (25)

1 a	2 a	3 a
b b	b b	b b

1 A: What's Lisa doing? B: She's jumping / running.

2 A: What's Harry doing? B: He's eating / sleeping.

3 A: What's Jenny doing? B: She's drawing / studying.

35

• Listening Comprehension Activities

III Listening Practice 2

A. Look, listen, and circle. (20) (25)

» The dog is sleeping / eating.

B. Listen, circle, and write. (20) (25)

sleeping drawing jumping

1 a a	b b	She's _____.
2 a a	b b	He's _____.
3 a a	b b	It's _____.

36

• Listening and Speaking Practice

Unit 7

C. Listen, write, and match. (20) (25)

eating running studying

1 I'm _____.

2 I'm _____.

3 I'm _____.

a a

b b

c c

D. Listen and write. (20) (25)

What are _____ ? I'm _____.

What's the _____ ? It's _____.


IV Speaking Practice

» Ask and answer.


What are you doing?

37


Components and Resources



Student Book



Dictation Book



Teacher's Manual



eSmart Class
Online Practice

Downloads

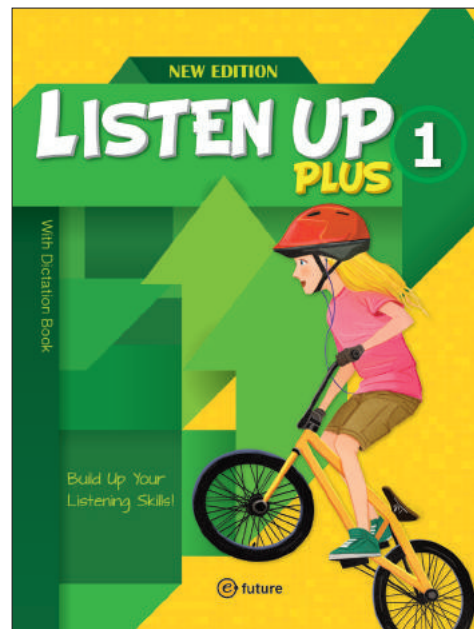


- Answer Keys*
- MP3 Files
- Audio Scripts
- Vocabulary Lists

* Available from your local e-future partner.

Listen Up Plus New Edition

Age Elementary **Level** A1 / Movers

Listen Up Plus is a fun and easy three-level listening course for elementary aged learners of English. In each lesson, colorful characters excite and guide young learners through fun and interesting listening activities. A carefully designed syllabus provides an appropriate structure to allow students to build up their basic listening skills and comprehension. Each book has 16 core units and four review units.



Features	Series Strengths
<ul style="list-style-type: none"> • Easy-to-follow lesson flow • Practical, everyday topics • Vocabulary and grammar activities • Fun and friendly characters 	<ul style="list-style-type: none"> • Recycling of language targets • Scaffolded activities • Personalizing activities • Online support

Levels and Content

Level	Units (Pages per Unit)	CEFR
Level 1	20 (4)	A1
Level 2	20 (4)	A1
Level 3	20 (4)	A1

What's Inside

• Lesson Warm Up

Unit 12 We're Going to the Bus Stop

I Warm Up

A. Look, listen, and circle. 🎧



-Where is David going?

bus stop pet shop library

B. Listen and repeat. 🎧

1 	2 	3 
pet shop	bus stop	library
4 	5 	6 
bakery	subway station	hospital

66

• Listening Comprehension Activities

II Listening Practice 1

A. Listen, number, and write. 🎧



B. Listen and match. 🎧

1 Sarah and Annie are	going to the pet shop	to catch a bus.
2 Sarah and Annie are	going to the bus stop	to read books.
3 David is	going to the library	to buy bird food.

C. Listen and circle. 🎧


1 	2 	3 
True False	True False	True False

67

• Listening Comprehension Activities

III Listening Practice 2

A. Look, listen, and circle. 🎧



-Where is the girl going?

subway station bakery hospital

B. Listen, write, and match. 🎧

1 He's going to the	a	to see his grandma.
2 He's going to the	b	to meet his mom.
3 He's going to the	c	to buy a cake.

C. Listen and circle. 🎧

1 I'm going to the pet shop | bakery | to buy a cake | pet food

2 My friend is going to the bus stop | subway station. | to catch a train | a bus

68

• Listening and Speaking Practice

IV Writing Practice

A. Look and listen. 🎧



B. Listen again and write.

1 I'm going to the _____ at 9 o'clock.

2 I'm going to _____ at 10.

3 Let's meet at 11 at the _____. We can have lunch there.

4 OK, Where is _____?

5 It's between the _____ and the _____.

6 Can we go to the _____ after lunch?

7 Sure, I have to buy some _____ food too.

V Speaking Practice

Ask and answer.

1 Where are you going?

2 Are you going to the bakery?

69

Components and Resources



Student Book



Dictation Book



Teacher's Manual



eSmart Class Online Practice

Downloads

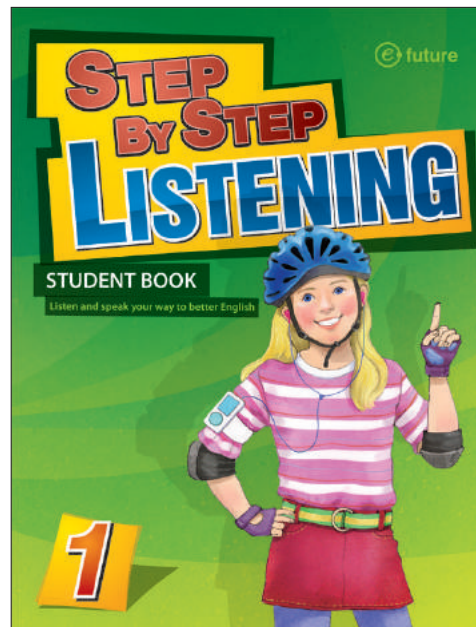


- Answer Keys*
- MP3 Files
- Audio Scripts
- Vocabulary Lists

* Available from your local e-future partner.

Step by Step Listening

Age Elementary **Level** A1-A2 / Flyers

Step by Step Listening is a three-level listening and speaking integrated series for early primary level students. Each book is specifically designed to excite and connect with young learners. Its colorful characters and entertaining voices make the series fun and easy for children to follow.



Features	Series Strengths
<ul style="list-style-type: none"> • Variety of interesting topics • Vocabulary-building activities • Supporting illustrations and photos • Integrated speaking and writing practice 	<ul style="list-style-type: none"> • Authentic recordings with children • Easy-to-follow lessons • Personalizing activities

Levels and Content

Level	Units (Pages per Unit)	CEFR
Level 1	20 (4)	A1-A2
Level 2	20 (4)	A1-A2
Level 3	20 (4)	A1-A2

What's Inside

- Warm Up and Key Word Introduction


Unit 5 My Monster Has Long Brown Hair

Step 1 Let's Get Started

A. Warm-up Questions

1. Talk about the questions below.


- 1) What do you look like?
- 2) What color are your eyes?
- 3) What color is your hair?



B. Key Words

1. Write the words under the correct picture.

• hair • eyes • mouth • legs • long • short




- Listening Comprehension Activities

Step 2 Let's Listen

A. Listening Practice 1

1. Listen and choose the best answer.

1) What does Kelly's monster look like?



- It has purple hair, three blue mouths and six brown legs.
- It has purple hair, two pink mouths and six black legs.
- It has purple hair, two red mouths and six black legs.
- It has purple hair, two yellow mouths and six black legs.

2) What does John's monster look like?


- It has purple hair, three blue mouths and six brown legs.
- It has purple hair, two pink mouths and six black legs.
- It has purple hair, two red mouths and six black legs.
- It has purple hair, two yellow mouths and six black legs.

3) What does the teacher think of their monsters?

- ugly
- sad
- funny
- scary

B. Listening Practice 2

1. Listen and complete the picture by drawing the missing parts.




- Listening Comprehension Activities

Unit 5

C. Listening Practice 3

1. Listen and check the correct picture.



2. Listen again and circle the word you hear from each sentence.

- 1) short curly long
- 2) green brown blue
- 3) short long straight
- 4) straight curly long

D. Listening Practice 4

1. Listen and circle true or false.

- 1) They are looking at a family album. True False
- 2) The monster has a big mouth, a small nose and long hair. True False
- 3) Sally's monster is very cute. True False
- 4) Kelly wants to keep the picture. True False

- Listening and Speaking Practice


Step 3 Let's Talk

1. Practice the dialog below.

A: What does your monster look like?
 B: It has four blue eyes, two red mouths, a yellow nose, pink hair and three legs.

A: What about you? What do you look like?
 B: I have brown eyes and red hair.

2. Now ask and answer with your friend about your monster.



Step 4 Let's Listen and Write


1. Listen to the first dialog again and fill in the blanks.

Mr. Wilson: What does your _____, Kelly?
 Kelly: My monster has _____ and _____.

Mr. Wilson: _____ about _____, John?
 John: My monster has _____ and _____.

Mr. Wilson: They sound _____!

Components and Resources



Student Book



Answer Key and Audio Script
(Included in SB)

Downloads


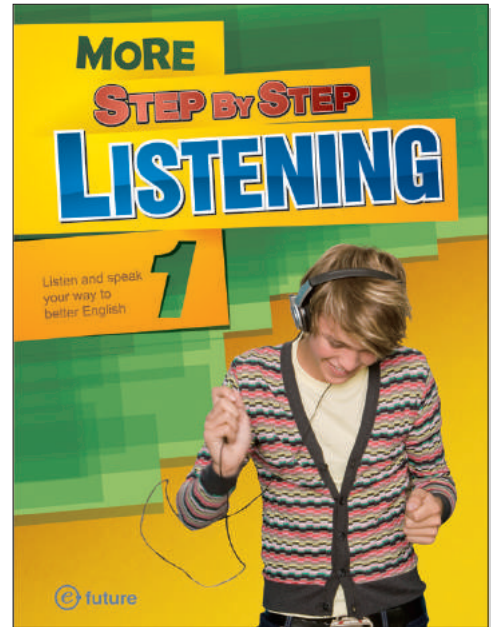
- Answer Keys*
- MP3 Files
- Audio Scripts
- Teacher's Notes
- Vocabulary Lists

* Available from your local e-future partner.

More Step by Step Listening

Age Elementary-Secondary **Level** A2-B1

More Step by Step Listening is a three-level integrated listening and speaking series for students ranging from low-intermediate to intermediate. The series is aimed at helping learners improve their listening comprehension and speaking ability through a variety of skill based activities. Contemporary and informative theme-based units are used to motivate students and provide interesting topics for class discussions. *More Step By Step Listening* follows a format that lets students practice their skills in both everyday and academic situations.



Features	Series Strengths
<ul style="list-style-type: none"> • Variety of interesting topics • Vocabulary-building activities • Supporting illustrations and photos • Integrated speaking and writing practice 	<ul style="list-style-type: none"> • Authentic recordings with children • Easy-to-follow lessons • Personalizing activities

Levels and Content

Level	Units (Pages per Unit)	CEFR
Level 1	20 (4)	A2-B1
Level 2	20 (4)	A2-B1
Level 3	20 (4)	A2-B1

What's Inside


- Warm Up and Key Word Introduction

Unit 01 What's the Weather Like?

Step 1 Let's Get Started

Warm-up Questions

1. What's the weather like today?
2. What clothes should you wear for the types of weather in the pictures below?



Vocabulary Fill in the blank with the correct word(s).

weather forecast	brave	temperature	humid
occasional	blower	reach	change

1. _____ condition when wind blows
2. _____ a measurement that tells how cold or hot it is when air contains lots of water
3. _____ a sudden and short rain fall
4. _____ to get to a certain point or arrive at something that doesn't happen regularly
5. _____ possibility
6. _____ predicting future weather based on data

- Identifying Main Idea and Gist Listening Activities

More Step by Step Listening

Step 2 Let's Listen

Listening Practice 1 Listen and choose the best answer.

1. What is the main topic of the conversation?
 - the weather today
 - the weather tomorrow
 - the weather next week
 - the weather on Friday
2. What's the relationship between the woman and the boy?
 - They are teacher and student.
 - They are mother and son.
 - They are father and daughter.
 - They are friends.
3. What did Justin's mom tell him to take?
 - His mom told him to take an umbrella and a hat.
 - His mom told him to take a raincoat and a jacket.
 - His mom told him to take sunglasses and some sunscreen.
 - His mom told him to take an umbrella and a jacket.

Listening Practice 2 Listen and complete the chart.

City	Weather	Things you need
Chicago		
San Diego		
Tampa		
Milwaukee		
St. Louis		

- Summarizing, Paraphrasing, and Note-taking Activities

Listening Practice 3

Listen and summarize using words from the word box.

According to the _____, today is a _____ and _____ day with a high of _____. Tomorrow is going to be a _____ and _____ day with a _____ of around _____ but there will be a chance of an _____.

Word Box

hot	sunny	hazy	occasional	warm
23 degrees	27 degrees	blower	temperatures	weather forecast

Listening Practice 4

Task 1 Listen and check.

1. What is the main purpose of the conversation?
 - to make a plan for the trip to Seattle
 - to find out what to take for the trip to Seattle

Task 2 Listen again and choose the correct statement.


1. Chris is traveling to New York.
 - Beth is traveling to Seattle.
 - Chris is traveling to Seattle.
2. It is going to be hot and humid with a chance of thunderstorm on Saturday.
 - It is going to be humid and foggy with a chance of rain on Saturday.
 - It is going to be cool and windy on Saturday.
3. Chris knows what the weather is going to be like on Sunday.
 - Beth knows what the weather is going to be like on Sunday.
 - Neither Chris nor Beth knows what the weather is going to be like on Sunday.

- Speaking and Review Activity

Unit 01

Step 3 Let's Talk

1. What is the weather like for this week in the picture? What do Joey and Jada have with them?
2. What is the weather going to be like this week in your city? What do you need to take this week?




Step 4 Let's Listen and Number Put the sections in order.

- Tomorrow is going to be a beautiful day. It's going to be sunny and warm.
- It's a hot and humid day today with a high of 31 degrees.
- So don't forget to take an umbrella with you.
- The temperature will be around 23 degrees throughout the day, but there is a chance of an occasional shower.
- Good afternoon everybody. It's just warmer for the weather network.

Components and Resources



Student Book



Teacher's Manual

Downloads

- Answer Keys*
- MP3 Files
- Audio Scripts
- Dictation Activities
- Vocabulary Lists

* Available from your local e-future partner.

Reading Series

About

e-future strives to create reading skills series that are fun and easy to use and equip students with the skills to become successful and independent readers. Our reading series focus on the reading process which includes pre-reading, during reading, and after reading. Students benefit from this by becoming more engaged in the text, using their background knowledge, learning vocabulary, employing reading strategies, and demonstrating comprehension through productive activities.

The pre-reading stage aims for engagement by having students share their background knowledge, making predictions, and preparing for the text.

- Sharing background knowledge
- Building interest
- Learning vocabulary
- Making predictions

PRE-READING



DURING READING



The during reading stage aims to focus on reading accuracy and fluency, as well as various reading strategies. This includes:

- Skimming and scanning for information
- Reading accuracy
- Reading fluency
- Relating to the text

The after reading stage aims to check students' understanding, allow them a chance to internalize and organize the information they've read, and to give students various opportunities to produce output based on the reading.

- Check students' comprehension
- Use graphic organizers
- Discuss the reading passage
- Write about the reading passage

AFTER READING



CEFR
Level

e-future Reading Series

B2



B1



A2



A1



Pre
A1



Smart Reading

Age Elementary Level Pre A1-A2 / Starters-Flyers

30-45 words			
100L-200L			
Pre A1			
50-65 words			
150L-350L			
Pre A1-A1			
70-90 words			
250L-450L			
A1			

Features

- Content based on school subjects
- Fun, easy-to-read, and informative passages
- Engaging illustrations and powerful photos to aid comprehension
- In-context vocabulary activities
- Graphic organizers for summarization
- Helpful YLE prep tests (A2 Key level)


A six-level reading series for elementary school students to help develop reading fluency. The series is specifically designed to help students develop reading skills through level-appropriate, theme-based passages, and comprehension activities.

			<p>100-120 words</p> <p>350L-550L</p> <p>A1</p>
			<p>130-170 words</p> <p>450L-650L</p> <p>A2</p>
			<p>180-230 words</p> <p>600L-800L</p> <p>A2</p>

Components and Resources



Student Book



Workbook



Word Book

Downloads



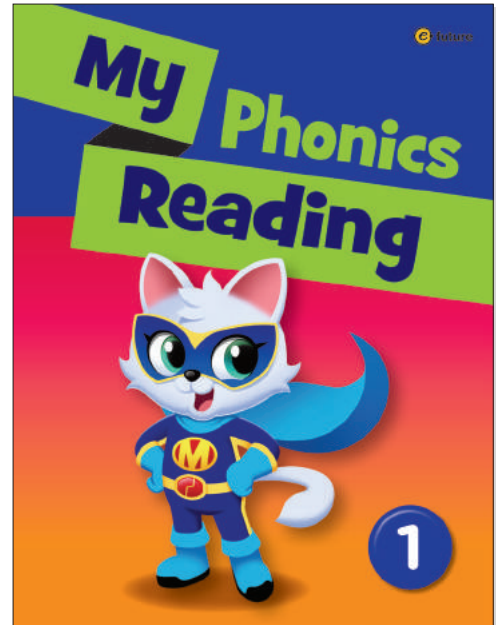
- Answer Keys*
- MP3 Files
- Syllabus
- Lesson Plan
- Tests
- Flashcards
- Worksheets

* Available from your local e-future partner.

My Phonics Reading

Age Elementary Level Pre A1 / Starters

My Phonics Reading is a three-level reading series designed for young learners to help them transition from their first phonics books to reading books. The series offers easy stories with simple sentence patterns, vocabulary, sight words, and phonetic support to ensure learner success.



Features

- Easy and fun stories with captivating illustrations and photos
- Fundamental vocabulary and sentence patterns
- Sight words and phonetic support
- Review units to check learners' understanding
- Interesting cartoons, activities, songs, and chants

Levels and Content

Level	Units (Pages per Unit)	Word Count	CEFR
Level 1	16 (4)	30-35	Pre A1
Level 2	16 (4)	35-40	Pre A1
Level 3	16 (4)	40-45	Pre A1

Downloads

Worksheets MP3 Files
eSmart Class Answer Keys*
Online Practice

* Available from your local e-future partner.

What's Inside

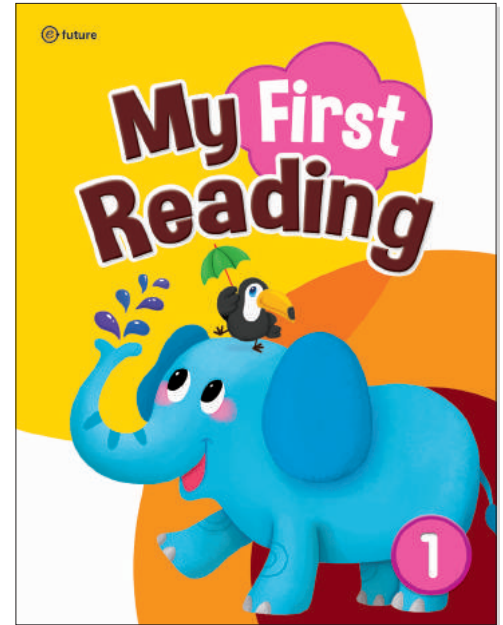

- Warm Up & Reading Passage
- Words and Sentences
- Comprehension Activities



My First Reading

Age Elementary Level Pre A1 / Starters

My First Reading is a three-level reading series for young learners. The series helps students build a strong foundation in reading fluency. The series also introduces learners to basic reading skills, vocabulary, and oral reading practice.



Features

- Fiction and non-fiction stories
- Colorful illustrations and photos
- Variety of practice activities
- Supporting speaking activities

Levels and Content

Level	Units (Pages per Unit)	Word Count	CEFR
Level 1	16 (4)	30	Pre A1
Level 2	16 (4)	40	Pre A1
Level 3	16 (4)	50	Pre A1

Downloads

Worksheets MP3 Files
eSmart Class Answer Keys*
Online Practice

* Available from your local e-future partner.

What's Inside

- Warm Up
- Reading Passage
- Comprehension Activities
- Words and Review

My Next Reading

Age Elementary Level A1 / Starters-Movers



My Next Reading is a six-level reading series for young learners. The series helps students build a strong foundation in reading fluency. The series also introduces learners to basic reading skills, vocabulary, and oral reading practice.

Features

- Fiction and non-fiction stories
- School subject topics
- Colorful illustrations and photos
- Variety of practice activities
- Supporting speaking activities

Levels and Content

Level	Units (Pages per Unit)	Word Count	CEFR
Level 1	16 (4)	60	A1
Level 2	16 (4)	70	A1
Level 3	16 (4)	80	A1
Level 4	16 (4)	90	A1
Level 5	16 (4)	100	A1
Level 6	16 (4)	110	A1

Downloads

Worksheets MP3 Files
eSmart Class Answer Keys*
Online Practice

* Available from your local e-future partner.

What's Inside

- Warm Up
- Reading Passage
- Comprehension Activities
- Words and Review



My Best Reading

Age Elementary Level Pre A1 / Starters



My Best Reading is a six-level reading series for young learners. The series helps students build a strong foundation in reading fluency. The series also introduces learners to basic reading skills, vocabulary, and oral reading practice.

Features

- Fiction and non-fiction passages
- School subject topics
- Colorful illustrations and photos
- Variety of practice activities
- Supporting speaking activities
- PPT materials for background knowledge

Levels and Content

Level	Units (Pages per Unit)	Word Count	CEFR
Level 1	16 (6)	110-140	A1-A2
Level 2	16 (6)		A1-A2
Level 3	16 (6)		A1-A2
Level 4	16 (6)	150-180	A1-A2
Level 5	16 (6)		A1-A2
Level 6	16 (6)		A1-A2


Downloads

Worksheets MP3 Files
eSmart Class Answer Keys*
Online Practice

* Available from your local e-future partner.

What's Inside




- Warm Up
- Vocabulary
- Subject-related Readings
- Reading Comprehension & Writing Activities



Reading Town 2nd Edition

Age Secondary Level B1

Reading Town is a three-book reading series for low-intermediate learners of English. It features interesting, informative reading passages on a variety of topics, such as animals, technology, sports, the environment, and the arts. In each book, carefully graded reading passages are supported by a variety of activities. By completing these activities, students will practice various reading skills and prepare themselves for academic reading at higher levels. The ultimate goal of the *Reading Town* series is to assist the development of academic reading skills.



Features	Series Strengths
<ul style="list-style-type: none"> • Informative passages on real-world topics • Effective reading skill activities to practice academic reading • Cumulative vocabulary practice • A systematic lesson process • PPT materials for media-based learning • Accompanying audio recordings 	<ul style="list-style-type: none"> • Important global topics covered • Fact Files that expand issues • Plenty of discussion prompts • Digital support

Levels and Content

Level	Units (Pages per Unit)	Passage Word Count	CEFR
Level 1	10 (16)	220-250	B1
Level 2	10 (16)	240-280	B1
Level 3	10 (16)	260-300	B1

What's Inside

• Topic Introduction

Unit 8
Smart Living: Daily Life

Fact File
In 1957, the first smart device, called the **TV**, was invented. It was the first device to allow **remote control**. After that, there were many other smart devices, such as **radios**, **microwaves**, **toasters**, **fridges**, **cars**, and **planes**. In the 1980s, the first **smart** **refrigerator** was invented. It was the first refrigerator to have a **digital display** and **remote control**. Today, smart refrigerators can **control** the **temperature** of the refrigerator, **control** the **lights** in the kitchen, and **control** the **music** in the kitchen.

Think It!
Talk about these questions and share your opinions with your classmates.
1. Why do you think the smart refrigerator is the most useful smart appliance?
2. What do you think the smart refrigerator of the future will be like?

Downloads

Answer Keys*
MP3 Files
e-book
Tests
PPT Materials with Video Links

* Available from your local e-future partner.

• Pre-Reading Activities

Lesson 1
Smart Appliances

1. Pre-Reading

Discussion

1. Look at the picture above and discuss.
a. What can you see in the picture?
b. How many types of smart appliances can you think of?

2. Which do you think is true? Compare and discuss your answers.
a. With the invention of smart gas, modern refrigerators appeared.
b. The first smart refrigerator was invented in 2000.
c. Hackers cannot get into your smart appliances.

Key Vocabulary Look for the words in bold type in the passage on the opposite page. Write each word next to its definition, using the box form of the word.

1.	not old or outdated
2.	a set of instructions for making food
3.	control; regulate
4.	to put something where people can work
5.	the state of being protected and safe from harm
6.	using an object to control technology
7.	to put together with something else
8.	an electrical device or machine that is used to heat

• Informative Reading

Unit 8
Smart Appliances

Every day, we rely heavily on our **digital** devices to make life more convenient. From our **cell phones** and **laptops** to **digital** **TVs** and **smart** **refrigerators**, **modern** **appliances** have become an essential part of our lives. This is another example of how technology improves our lives.

Before modern refrigerators, people used ice boxes to keep their food fresh. With the invention of refrigerators such as **freezers**, **modern** **refrigerators** began appearing in homes in the 1930s. Refrigerators continued to improve and the first smart refrigerator was invented in 2000.

A smart refrigerator has many advantages over a **standard** refrigerator. It can control the temperature of smart refrigerators. It is also more efficient. Smart refrigerators have **touchscreen** displays so that we can see the refrigerator's contents without opening the door. That food is **displayed** on the screen so the front of the refrigerator is on a **smartphone**. Smart refrigerators can also scan what's inside and suggest **recipes**.

Smart devices are **connected** through the Internet of Things (IoT). The purpose of IoT is to automate our world and make life more convenient. But cyber **security** is a big concern because many smart appliances are not secure. Hackers can get into your appliances to cause trouble.

Smart appliances are still new, and people worry about the security dangers. However, they are convenient and helpful as long as people are aware of the dangers. With **cybersecurity**, smart appliances and the Internet of Things will continue to grow in our lives.

Fact File 1: Did you know? Smart refrigerators can control the temperature of smart refrigerators. It is also more efficient. Smart refrigerators have touchscreen displays so that we can see the refrigerator's contents without opening the door. That food is displayed on the screen so the front of the refrigerator is on a smartphone. Smart refrigerators can also scan what's inside and suggest recipes.

• TOEFL-type Questions

2. During Reading

4. Scanning for Information Circle the correct answer.

1. What do we rely on to make life more convenient?
a. cell phones
b. kitchen chairs
c. digital devices

2. How did people keep their food fresh in the past?
a. They used refrigerators.
b. They used ice boxes.
c. They used technology.

3. Which invention led to the appearance of modern refrigerators in homes?
a. smart refrigerators
b. refrigerators
c. IoT

4. Which sentence about smart refrigerators is true?
a. The first smart refrigerator was invented in 2000.
b. A smart refrigerator has no advantages over a standard refrigerator.
c. The food inside a smart refrigerator is only displayed on its screen.

5. Which sentence about smart appliances is NOT true?
a. Smart appliances are connected through the Internet of Things.
b. Hackers cannot get into your appliances to cause trouble.
c. Some people worry about the security of smart appliances.

Fact File 2: Did you know? Smart refrigerators can control the temperature of smart refrigerators. It is also more efficient. Smart refrigerators have touchscreen displays so that we can see the refrigerator's contents without opening the door. That food is displayed on the screen so the front of the refrigerator is on a smartphone. Smart refrigerators can also scan what's inside and suggest recipes.

• Reading Skill Activities

1. Identifying Main Ideas Circle the correct answer.

1. Which is the main idea of paragraph 2?
a. People still use ice boxes to keep their food fresh.
b. There was an invention to make the smart refrigerator possible.
c. Every home had a refrigerator in the 1930s.
d. Refrigerators have improved a lot since ice boxes and the first refrigerators in the 1930s.

2. Which is the main idea of paragraph 3?
a. A standard refrigerator is more efficient than a smart refrigerator.
b. A smart refrigerator has many advantages over a standard refrigerator.
c. Touchscreens displayed on screens on the front of the refrigerator or on a smartphone.
d. Smart refrigerators can also scan what's inside and suggest recipes.

3. Which is the main idea of paragraph 4?
a. The Internet of Things connects our world.
b. Although smart devices are convenient, there are security concerns.
c. Hackers can get into your appliances to cause trouble.
d. Smart devices are linked through the Internet of Things.

2. Organizing Information: Compare and Contrast
Read an article about smart appliances.

	Standard Refrigerator	Smart Refrigerator
It is not connected to the Internet.		
It is easier to control the temperature.		
The contents can be seen without opening the door.		

3. Understanding Words in Context Circle the correct answer.

1. In line 8, what does the word "invented" mean?
a. helped
b. showed
c. created

2. In line 20, what does the word "hackers" mean?
a. people who create new smart technology
b. people who secretly access computers to cause damage
c. people who worry about the dangers of the Internet

4. Identifying References Circle the correct answer.

1. In line 12, what does "it" refer to?
a. a standard refrigerator
b. a smart refrigerator
c. the temperature

2. In line 21, what does "they" refer to?
a. invented people
b. security dangers
c. smart appliances

5. Making Inferences Circle the correct answer.

1. In line 20, "hackers can get into your appliances to cause trouble." What level of trouble could happen?
a. Information could be taken without your permission.
b. Smart refrigerators might run out of frozen gas.
c. You may lose how to change the size.

6. Identifying Purpose Circle the correct answer.

1. Why does the writer mention "kitchen chairs" in paragraph 1?
a. to show how to use smart appliances
b. to give an example of how convenient smart appliances are
c. to explain the history of modern refrigerators

• Vocabulary Review, Discussion, and Writing Practice

3. After Reading

1. Vocabulary Practice Fill in the blanks.

images	files	security	digital
download	upload	appliance	connect

1. We bought some new _____ when we moved to our new apartment.
2. Putting fuels and ingredients in the refrigerator will keep them _____.
3. When her grandson _____ when the cookies were _____.
4. The university increased campus _____ after a rise in crime.
5. His media won't _____ at the city of events.
6. That T-shirt is only available in _____ sizes.
7. He was annoyed because his phone wouldn't _____ to the Wi-Fi.
8. Some _____ check the smartphones and tablet PCs are very expensive.

2. Synonyms and Antonyms Fill in the blanks using the words in the box.

1	add	+	+	+	+	+	+	+	+
2	showed	+	+	+	+	+	+	+	+
3	repairer	-	-	-	-	-	-	-	-

3. Discussion Talk with your partner and then have a class discussion.
1. Do you have any smart appliances at home? Do you like using them?
2. Which smart appliance would you like to buy? Why?
3. How could you prevent your smart devices from being hacked?




4. Writing Practice Write your opinion and share it with your class.

I think smart appliances are great / aren't great / I disagree because _____

Reading World 2nd Edition

Age Secondary Level B1

Reading World is a three-book reading series for intermediate learners of English. It features interesting, informative reading passages on a variety of topics, such as animals, technology, culture, and the arts. In each book, carefully graded reading passages are supported by a variety of activities. By completing these activities, students will acquire the skills and expanded vocabulary needed for academic reading at higher levels. The ultimate goal of the *Reading World* series is to accelerate the development of academic reading skills and promote general language acquisition.



Features	Series Strengths
<ul style="list-style-type: none"> • Informative passages on real-world topics • Effective reading skill activities to practice academic reading • Cumulative vocabulary practice • A systematic lesson process • PPT materials for media-based learning • Accompanying audio recordings 	<ul style="list-style-type: none"> • Important global topics covered • Fact Files that expand issues • Plenty of discussion prompts • Digital support

Levels and Content

Level	Units (Pages per Unit)	Passage Word Count	CEFR
Level 1	10 (20)	300-340	B1
Level 2	10 (20)	330-370	B1
Level 3	10 (20)	360-400	B1

What's Inside

• Topic Introduction

Lesson 1
The Arrival of Flying Cars

Flying Car Models

118 148-88

Downloads

Answer Keys*

MP3 Files

e-book

Tests

PPT Materials with Video Links

• Pre-Reading Activities

1 Pre-Reading

2 Discussion

Look at the pictures on the opposite page, then answer and discuss these questions with a partner or a class.

- Which flying car model do you like most?
- Which flying car model do you think has the best chance of becoming popular?
- Have you had a flying car? How would you use it?

3 Which do you think is true? Compare and discuss your answers.

- Inventors have been trying to make flying cars for the last 100 years. T F
- Many flying car models have failed to ever reach the market. T F
- Several car companies are now designing their own flying cars. T F

4 Key Vocabulary

Look at the main idea box type in the passage on the next page. Write each word next to its definition using the letters of the word.

- _____ someone who created a company or organization.
- _____ done alone or without any outsiders.
- _____ related to or engaged in business activities.
- _____ to have a need for.
- _____ a strip of ground that airplanes land on and take off from.
- _____ the act of trying to do or accomplish something.
- _____ to have a sufficient amount of money to buy something.
- _____ income from the air and arrive on the ground.
- _____ a contract, website or system.
- _____ to change from one state or mode to another.

118 148-88

• Informative Reading

The Arrival of Flying Cars

Henry Ford, the founder of the Ford Motor Company, once said, "Mark my words: A transportation option will materialize in coming 100 years, but not before." His remark may have seemed like just a silly idea to the audience, however, since the first airplane in 1903, inventors have made various attempts at making flying cars a reality.

In the early 1980s, Wally Watkins succeeded in creating the AeroMobil. This flying car won two awards in a U.S. competition, but failed to ever reach the market. Due to the economic crisis at the time, the public could not afford such a vehicle. Many more attempts were made by other designers, but they also failed. Fast forward to the present, and flying cars are finally ready to take off.

One new mode of public transportation is the Volocopter, or "the world's first flying taxi." It is an eVTOL, which means it is electric powered and can take off and land vertically like a helicopter. It can carry two passengers and travel up to 30 km in one trip. Currently there is one Volocopter flying taxi station in Singapore. More are expected to be built by 2022 when commercial flights are scheduled to begin.

Why are inventors making flying cars? The idea is to solve traffic problems. It is designed to take off and land vertically from small spaces. The car would be capable of handling the transportation vehicle in a flying car.

118 148-88

• TOEFL-type Questions

2 During Reading

1 Scanning for Information Circle the correct answer.

1. What did Henry Ford predict would happen in the future?

- Inventors would invent the first airplane in 1903.
- He would build the Ford Motor Company.
- People would make a combination airplane and motorcar in the future.
- A flying car would be invented.

2 Why did Wally Watkins's AeroMobil fail to ever reach the market?

- People could not afford it because of an economic crisis.
- The design of the AeroMobil was too silly-looking.
- A rival vehicle won two awards in a U.S. competition.
- The AeroMobil was not considered safe enough to fly.

3 What is an eVTOL?

- an aircraft with gasoline-powered engines
- a personal vehicle that can carry two passengers
- an electric-powered vehicle that can take off and land vertically
- an helicopter that can take off and land horizontally

4 Which sentence about the Volocopter is true?

- It can carry two passengers.
- It is hydrogen-powered.
- It can travel up to 3,022 km in one trip.
- It can take off and land horizontally like an airplane.

5 Which sentence about the Pal-V is NOT true?

- It needs runways to lift off from the air.
- It is a personal air land vehicle that can be driven or flown.
- It can transform from a car to a plane in a few hours.
- It needs runways that are over 100 meters long.

118 148-88

• Reading Skill Activities

23 Identifying Main Ideas Complete the chart using the options below. Write one sentence in each box.

24 Understanding Words in Context Circle the correct answer.

25 Marking Inferences Circle the correct answer.

26 Identifying Purpose Circle the correct answer.

27 Recognizing Restatement Circle the correct answer.

28 Organizing Information: Compare and Contrast Check if the correct box.

Type of Transportation	Private	Public
Take-off & Landing	Vertical	Needs a runway
Vehicle Capabilities	Can be driven or flown	Can only fly

118 148-88

• Vocabulary Review, Discussion, and Writing Practice

3 After Reading

2 Vocabulary Practice Fill in the blanks.

3 Synonyms and Antonyms Fill in the blanks using the words in the box above.

4 Discussion Talk with your partner and then have a class discussion.

5 Writing Practice Write your opinion and draw it with your class.

I (would / wouldn't) want my own private flying car because _____

118 148-88

Reading Planet

Age Secondary Level B2

Reading Planet is an engaging three-level reading series for high-intermediate learners of English. It features interesting, informative reading passages on a variety of topics, such as animals, technology, culture, and the arts. In each book, carefully graded reading passages are supported by a variety of activities. By completing these exercises, students will gain the academic reading skills and English vocabulary needed to succeed at higher levels. The ultimate goal of the *Reading Planet* series is to promote general language acquisition and to assist students in becoming independent readers.



Features	Series Strengths
<ul style="list-style-type: none"> • High-interest, important topics • Effective reading-skill practice activities • Test-prep style activities • Vocabulary and writing practice 	<ul style="list-style-type: none"> • Important global topics covered • Fact Files that expand issues • Plenty of discussion prompts • Digital support

Levels and Content

Level	Units (Pages per Unit)	CEFR
Level 1	10 (20)	B2
Level 2	10 (20)	B2
Level 3	10 (20)	B2

What's Inside

• Topic Warm Up



• Pre-Reading Activities

Pre-Reading

A. Discussion

1. Answer and discuss these questions with a partner or in a class.

- Would you be scared to go to the top floor of the Burj Khalifa? Explain.
- What's the tallest building in your country? How tall is it?
- What's the tallest building you've ever been in? How many floors did it have?

2. Do you agree or disagree? Compare and discuss your answers.

- Tall buildings cost too much money to make. Agree Disagree
- Tall buildings are important for a city's leaders. Agree Disagree
- It is interesting to look at very tall buildings. Agree Disagree

B. Key Vocabulary

Look at the words in bold type in the following passage. Write each word next to its definition. Under the base form of the verb and the plural form of the noun. Agree and write the word that best matches the definition.

- _____ to succeed to be better or to have more of something
- _____ to make something more beautiful by adding accessories
- _____ to increase to improve
- _____ a quantity that can be measured
- _____ to make something gain
- _____ covered with a thin layer of gold
- _____ representative and very comfortable
- _____ to display to have as a special part of something
- _____ being extremely beautiful and impressive
- _____ something that is very attractive and impressive
- T.T. _____ a very small drop of liquid
- _____ a place where things drop off and pick up goods

Downloads

- Answer Keys*
- MP3 Files
- Tests
- Worksheets
- Digital Teacher's Manual*
- Project Sheets

* Available from your local e-future partner.

• Informative Reading

The Burj Khalifa

A new wonder has recently appeared in the desert city of Dubai. It is the world's tallest man-made structure, and it is widely considered the tallest of world's tallest buildings ever. The new wonder is the Burj Khalifa, a record-breaking 190 floor apartment, hotel and office building in the heart of the city. Since its opening in 2010, the Burj Khalifa has been attracting tourists and local alike with its beautiful design and truly breathtaking views.

Construction of the Burj Khalifa began in 2004. Because of the building's great height, the architects and engineers faced many challenges. Being so tall, it was decided that the base of the Burj Khalifa would be "Y" shaped. The three arms of the "Y" could then support a heaviest shaped tube in the center and give the building the strength it needed. Considering the strength of the design, the "Y" is only 150 meters across, which is just over 1/10th of the Burj Khalifa's total height.

The stability of the construction workers was also tested by the Burj Khalifa's unique design. It is the tallest structure ever built at 828 meters tall. It is also the building with the most floors, 160, occupying the ground level to 152 floors. It has the world's highest elevator, and the world's fastest elevator. It also has the world's highest restaurant, the 152nd floor, and the world's highest swimming pool, on the 76th floor. To build the Burj Khalifa, the construction workers had to pump concrete to a height of 628 meters, a never-before feat.

Fast Fact

The name of the building was originally going to be the Burj Dubayy. The president of the UAE and ruler of the Dubai, sheykh Mohammed bin Rashid Al Maktoum, decided to change the name to Burj Khalifa in honor of his father-in-law, Khalifa bin Zayed Al Nahyan.

Architecture: Modern Construction

It's not only the Burj Khalifa's size that makes it astounding, inside are some of the most luxurious apartments and hotel rooms on the planet. The Armani Residences and the Armani Hotel occupy 28 floors in the lower third of the building. There are also more than 1,000 pieces of art decorating the interior. The lobby of the Burj Khalifa features a staircase designed to resemble the sound of water falling on rocks. The sculpture resembles the sound of water falling on 190 galvanized cylinders.

All this luxury and engineering masterpiece come at a price. The hotel rooms, apartments and office space are all very expensive—going for two episodes. In late 2010, people found out that only 15 of the Burj Khalifa's 900 apartments were occupied. Close the building's top floors, the owners must be looking for their investors in a financial crisis. Only time will tell. Nonetheless, what is already clear is that the Burj Khalifa is truly a masterpiece of modern architecture.

Glossary

- galvanized cylinders
- galvanized
- galvanize

• TOEFL-type Questions

During Reading

A. Scanning for Information Circle the correct answer.

Reading Skill Tip Scan the text for the words in bold type. Write the number of the line where you find each word.

- How many floors does Burj Khalifa have?
 - 152
 - 150
 - 160
 - 210
- When did the construction of the Burj Khalifa begin?
 - 2004
 - 2006
 - 2008
 - 2010
- What is the base of the building shaped like?
 - a tube
 - a triangle
 - Y
 - an angle
- Which sentence about the Burj Khalifa is true?
 - The sculpture in the lobby resembles the sound of water falling on rocks.
 - Most of the Burj Khalifa apartments were occupied by 2010.
 - It has the world's longest restaurant on the 152nd floor.
 - It was easy to build.
- Which sentence about Burj Khalifa is NOT true?
 - It has the world's highest swimming pool on the 160th floor.
 - It has more than 1,000 pieces of art decorating the interior.
 - It has the world's fastest elevator.

• Reading Skill Activities

B.1. Identifying Main Ideas

Complete the chart using the options below. Write one sentence in each box.

Main Idea
Paragraph 2
Paragraph 3

Paragraph 2

- The Armani Residences and the Armani Hotel occupy 28 floors in the lower third of the building.
- Burj Khalifa features amazing heights and holds several world records.
- It has the world's highest elevator and the world's fastest elevator.
- The lobby of the Burj Khalifa features a staircase that resembles the sound of falling water.
- The construction workers pumped concrete to a height of 628 meters.
- There are luxurious apartments, hotel rooms, and interior decorations inside Burj Khalifa.

Paragraph 3

The stability of the construction workers was also tested by the Burj Khalifa's unique design. It is the tallest structure ever built at 828 meters tall. It is also the building with the most floors, 160, occupying the ground level to 152 floors. It has the world's highest elevator, and the world's fastest elevator. It also has the world's highest restaurant, the 152nd floor, and the world's highest swimming pool, on the 76th floor. To build the Burj Khalifa, the construction workers had to pump concrete to a height of 628 meters, a never-before feat.

B.2. Organizing Information: Identifying Cause and Effect

Complete the chart.

Cause	Effect
The hotel rooms, apartments and office space are all _____ of the Burj Khalifa.	In late 2010, only _____ apartments were occupied.
The world's tallest structure, the _____ of the Burj Khalifa has poorly _____.	_____ was built in _____.

B.3. Identifying Purpose

Circle the correct answer.

1. In line 33, why does the writer say "perhaps too expensive"?

- To give a reason why many apartments were not occupied.
- To persuade the reader to own their share.
- To give an example of the Burj Khalifa's luxury.
- To describe the Burj Khalifa's 900 apartments.

B.4. Recognizing Restatement

Circle the correct answer.

1. Which of the following sentences best restates the highlighted information in line 147?

- The construction workers didn't have the ability to build such an amazing building.
- The construction workers had to pass a test before they were able to work.
- The construction workers faced difficult challenges while building the world's tallest man-made structure.
- The construction workers had to break the measurements of the building.

2. Which of the following sentences best restates the highlighted information in line 157?

- The owners are not sure if they can earn money from the Burj Khalifa because it is so expensive to build.
- The owners will still be rich if they don't make any money from the building.
- The owners invested all their money to build the Burj Khalifa.
- The owners are trying to recover the building cost by making the hotel rooms and apartments very expensive.

3. Which of the following sentences best restates the highlighted information in line 167?

- Many people know about the Burj Khalifa but not many people know about Dubai.
- The Burj Khalifa is the tallest building not only in Dubai but in the world.
- More people know about Dubai now because of the Burj Khalifa.
- Dubai is always attracting many tourists because of the Burj Khalifa.

• Vocabulary Review, Discussion, and Writing Practice

After Reading

A. Vocabulary Practice Fill in the blanks.

surveys	will plan	measurements	disput	decide	improvement
recovered	luxurious	basic	amazing	post	features

- My house is very _____, it has 4 bedrooms and a swimming pool.
- The new shopping center _____ a great apartment complex next to it.
- The boat planned to stop at the island _____, my brother has a very strict schedule.
- I have to gather _____, I'll know what size to buy.
- The Taj Mahal is famous for its _____.
- A traditional village has been _____ in the museum.
- To _____ the store's sales, they had a huge summer sale.
- I will _____ the living room with carpets and roomers.
- The wood _____ with metal or a different one.
- The bullet train's performance was _____.
- A _____ of rain hit me on the nose.

B. Synonyms and Antonyms Fill in the blanks using the words in the box below.

1. beautiful	4. further
2. rustic	5. plain
3. rustic	6. amazing

C. Writing Practice Write one opinion and defend with your facts.

I would / would not like to visit the world's tallest building because _____

Hands on History

Age Secondary Level A2 / Flyers



Hands on History is a four-volume, content-based reading series designed for English language learners. In forty concise units, the authors tell the story of human history from the very first civilization to modern times, while taking the readers on a lively and exciting journey across the centuries. The passages are written in clear, understandable English and are accompanied by colorful illustrations, photos, and maps to help students comprehend and remember important historical facts.

Features	Series Strengths
<ul style="list-style-type: none"> • Engaging visual support • High-interest historical topics • Various comprehension activities • Critical thinking activities 	<ul style="list-style-type: none"> • Lesson connects to today • Thought-provoking discussion topics • Picture games for review • Online support

Levels and Content

Level	Content	Units (Pages per Unit)	CEFR
Level 1	Ancient Civilizations	10 (8)	A2
Level 2	The Middle Ages	10 (8)	A2
Level 3	The Age of Discovery	10 (8)	A2
Level 4	The Age of Imperialism	10 (8)	A2

What's Inside

- Key Vocabulary, Timelines, and Warm Up

- Reading Passages and Unit Map


- Comprehension Activities and Facts to Remember

- Student's Journal and Cloze Activity


- Comprehension and Personalization Activities

- Vocabulary Activities

Components and Resources



Student Book



Teacher's Manual

Downloads

Answer Keys*
MP3 Files
Tests

* Available from your local e-future partner.

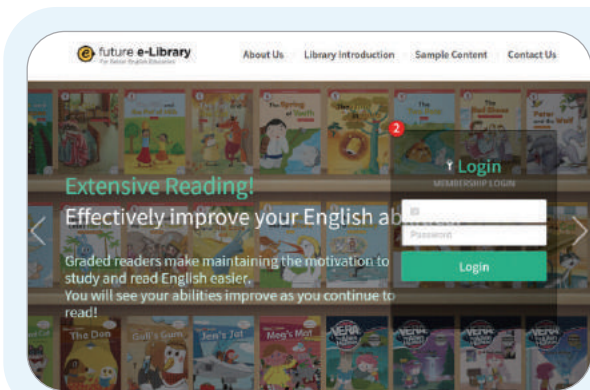
e-future e-Library

Available on iOS and Android. HTML5 Based Program



Extensive Reading! Effectively improve your English abilities!

Graded readers make maintaining the motivation to study and read English easier.
You will see your abilities improve as you continue to read!




e-future e-Library


- Is designed for students to easily find a book that matches their level.
- Provides a simple and easy level test that will determine students' level.
- Helps students enjoy reading in English.

A wide variety of graded readers to help promote Extensive Reading

From Aesop to Shakespeare, read stories from different backgrounds and genres.



Phonics Readers




Fairy Tales



Classic Stories



Comic Readers



Art Stories

ER(Extensive Reading) Expert Recommended



Dr. Rob Waring

Extensive Reading Foundation
Series Editor of *e-future Classic Readers*

"Graded readers help motivate students, while improving their reading levels."

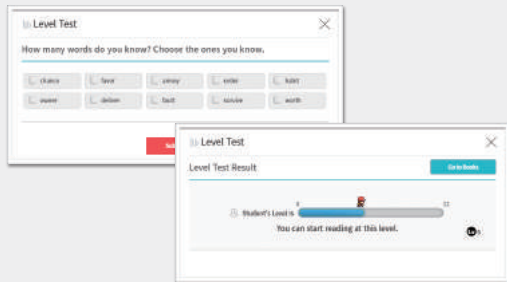


The e-future e-Library is primarily focused on helping students to naturally acquire English through extensive reading, not through learning.

For Students

Level Test

Students will take a level test before getting placed into their appropriate reading level.



Read e-book

Book selections are optimized according to the students' reading level. All books up to the appropriate level are available to the students.



Comprehension Check

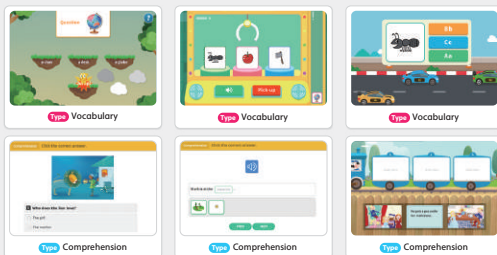
Comprehension checks to confirm the students' understanding

Report

Detailed report displaying the results of each comprehension check

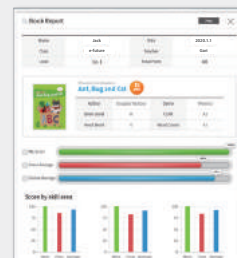
Quizzes, Various Activities, and Games

- Vocabulary Review
- Story Comprehension Quiz
- Record yourself reading the story



View all scores and results in one simple report.

- Reading History
- Book Report
- Quiz Report
- Monthly Report

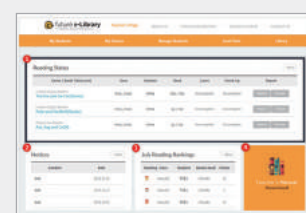


For Teachers

Teacher's Page

A teacher's role in our e-library is to encourage students to read more by recommending appropriate books and by overseeing their progress.

View all student information including progress reports and test results on the teacher's page.



For more information about e-future e-Library, please feel free to visit www.efuturelibrary.com.

eSmart Class

eSmart Class is the online home for many of our English language programs. Teachers, students, and parents are able to access a variety of resources including interactive e-books, online practice material, classroom resources, as well as an easy-to-use learning content management system (LCMS).

Here are the latest features of eSmart Class:

- Improved user interface making it easier to use
- Teachers can track student progress through each unit
- Students can access extra practice and tests to enhance their learning
- Teachers can access e-books for classes both online and in classroom



For Teachers

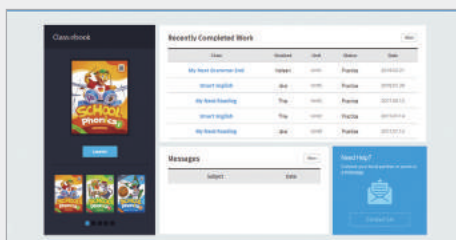


Interactive e-book for Classroom Use

- Includes audio and answer keys
- Integrated games and flashcards
- Zoom-in function

Downloadable Classroom Material

- Answer Keys
- MP3 Files
- Worksheets
- Vocabulary Lists



Learning Content Management System

- Register Students
- Organize classes
- Check student progress
- Vocabulary lists
- Assessment tools
- Share reports with parents

For Students



Easy to use e-book

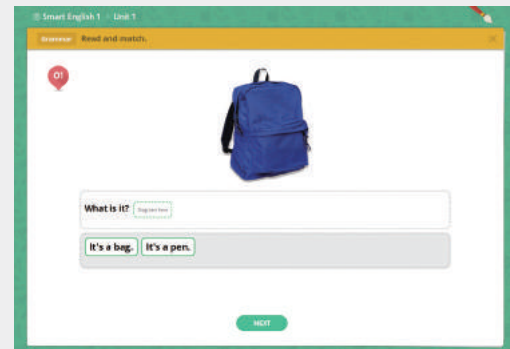
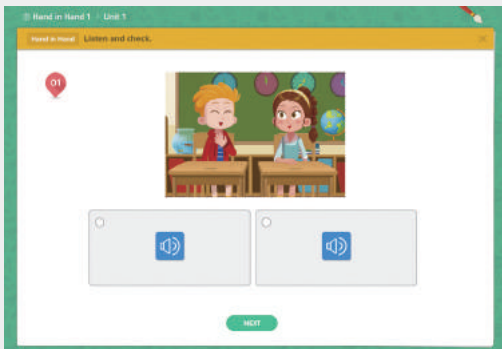
- Can be used at home for practice

Test Reports

- Instant feedback on their learning

Online Activities

- Extra practice that can be done from almost anywhere



Interactive online activities that give students extra listening, speaking, reading, and writing practice



Progress Monitoring

- Easily monitor their child's progress
- Receive messages from teacher

Test Reports

- Easy-to-understand reports on progress
- Teacher comments can be viewed anywhere

For more information about eSmart Class and its available titles, please feel free to visit e-future's homepage (www.efuture-elt.com) or eSmart Class (www.esmartclass.net).

e-future Mobile Applications

The image illustrates the 'e-future Mobile Applications' section. It features a smartphone displaying a grid of educational app icons. A callout box shows the 'Smart English 2' app interface with 'Contents', 'AI Andi', and 'Audio' buttons. Below it is a screenshot of the 'Audio Tracks' player showing 'Track 001' and a list of tracks. At the bottom is a 'Various Digital Contents useful for your class' section with icons for 'Hello!', 'AI Andi', 'Chant', 'Flashcards', and 'Game'.

Phonics

School Phonics



EFL Phonics



Speed Phonics



Smart Phonics



Smart Phonics Readers



Course Book

Little Hands



Smart English



Hand in Hand



Let's Smile



Reading

Smart Reading



L1



L2




L3



L4



L5



L6



Comic Readers

Vera the Alien Hunter



School Adventures



Magic Adventures



Download our
Apps!

Available on Android and Apple devices



About e-future

Worldwide Provider of Education Services



1994 - 2000

- Established as David English House
- Established e-future Co., Ltd. with focus on content development



2018 - 2020

- Began educational support internationally (Japan, China, Brazil, Vietnam, Mexico, Chile, Peru, Ecuador, Cambodia)
- Took part in international events including book fairs (London, Beijing, Frankfurt, Guadalajara) and TESOL Conferences (Vietnam and Mexico)
- Recognized by the Korean Government as the leading company for educational services
- Published a new Kindergarten course book, *Little Hands*
- 20th Anniversary celebration
- Launched Extensive Reading Platform e-future e-Library
- Developed AI English educational content

- Became a government certified research center
- Published *EFL Phonics*, *Smart Phonics* series and started ELT business
- Partnered with Anaheim University's TESOL program

2001 - 2008



2011 - 2013


- Decided to go public with an IPO and became listed on Korea's KOSDAQ Exchange
- Published its first integrated skills course book, *Smart English*
- Launched online support website, [www. eSmartClass.net](http://www.eSmartClass.net)



- Published a second integrated skills course book, *Hand in Hand*
- *School Adventures* won an LLL Award, and was a finalist for another
- Gained government support for global marketing of smart content
- *Vera the Alien Hunter* won two LLL (Language Learner Literature) Awards, and was a finalist for a third
- Opened a satellite office in Beijing, China



2016 - 2017



- *Smart Phonics* is ranked highest in 2021 Brand Customer Loyalty Award
- *Smart Phonics Readers* were nominated in two categories for the 2022 LLL Awards
- Published a new elementary course book, *Let's Smile*
- Published a new reading series, *Smart Reading*
- Published the 2nd edition of the best-selling course book, *Smart English*
- Published the 3rd edition of the best-selling phonics book, *Smart Phonics*
- Exported ELT books and digital content to over 30 countries in South America, East Asia, the Middle East, Europe, and Africa

2021 - 2023

ISBN GUIDE

Course Book

Let's Smile Starter Student Book	26	979-11-89906-99-3	Smart English 2 nd Edition 2 Flashcards	979-11-92361-30-7	
Let's Smile 1 Student Book		979-11-91150-00-1	Smart English 2 nd Edition 3 Flashcards		979-11-92361-31-4
Let's Smile 2 Student Book		979-11-91150-01-8	Smart English 2 nd Edition 4 Flashcards		979-11-92361-32-1
Let's Smile 3 Student Book		979-11-91150-02-5	Smart English 2 nd Edition 5 Flashcards		979-11-92361-33-8
Let's Smile 4 Student Book		979-11-91150-03-2	Smart English 2 nd Edition 6 Flashcards		979-11-92361-34-5
Let's Smile 5 Student Book		979-11-91150-04-9			
Let's Smile 6 Student Book	979-11-91150-05-6				
Let's Smile Starter Workbook	26	979-11-91150-06-3	Hand in Hand Starter Student Book	30	
Let's Smile 1 Workbook		979-11-91150-07-0	Hand in Hand 1 Student Book		979-11-5680-816-9
Let's Smile 2 Workbook		979-11-91150-08-7	Hand in Hand 2 Student Book		979-11-5680-817-6
Let's Smile 3 Workbook		979-11-91150-09-4	Hand in Hand 3 Student Book		979-11-5680-818-3
Let's Smile 4 Workbook		979-11-91150-10-0	Hand in Hand 4 Student Book		979-11-5680-819-0
Let's Smile 5 Workbook		979-11-91150-11-7	Hand in Hand 5 Student Book		979-11-5680-820-6
Let's Smile 6 Workbook	979-11-91150-12-4	Hand in Hand 6 Student Book	979-11-5680-821-3		
Let's Smile Starter Teacher's Manual	26	979-11-91150-13-1	Hand in Hand Starter Workbook	30	
Let's Smile 1 Teacher's Manual		979-11-91150-14-8	Hand in Hand 1 Workbook		979-11-5680-823-7
Let's Smile 2 Teacher's Manual		979-11-91150-15-5	Hand in Hand 2 Workbook		979-11-5680-824-4
Let's Smile 3 Teacher's Manual		979-11-91150-16-2	Hand in Hand 3 Workbook		979-11-5680-825-1
Let's Smile 4 Teacher's Manual		979-11-91150-17-9	Hand in Hand 4 Workbook		979-11-5680-826-8
Let's Smile 5 Teacher's Manual		979-11-91150-18-6	Hand in Hand 5 Workbook		979-11-5680-827-5
Let's Smile 6 Teacher's Manual	979-11-91150-19-3	Hand in Hand 6 Workbook	979-11-5680-828-2		
Little Hands Nursery Student Book	24	979-11-89906-19-1	Hand in Hand 6 Workbook	30	
Little Hands 1 Student Book		979-11-89906-09-2	Hand in Hand Starter Teacher's Manual		979-11-5680-829-9
Little Hands 2 Student Book		979-11-89906-10-8	Hand in Hand 1 Teacher's Manual		979-11-5680-830-5
Little Hands 3 Student Book		979-11-89906-11-5	Hand in Hand 2 Teacher's Manual		979-11-5680-831-2
Little Hands ABC Book	24	979-11-89906-23-8	Hand in Hand 3 Teacher's Manual	30	
Little Hands 1 Activity Book		979-11-89906-20-7	Hand in Hand 4 Teacher's Manual		979-11-5680-832-9
Little Hands 2 Activity Book		979-11-89906-21-4	Hand in Hand 5 Teacher's Manual		979-11-5680-833-6
Little Hands 3 Activity Book		979-11-89906-22-1	Hand in Hand 6 Teacher's Manual		979-11-5680-834-3
Little Hands Nursery Teacher's Manual	24	979-11-89906-27-6		30	
Little Hands 1 Teacher's Manual		979-11-89906-24-5			
Little Hands 2 Teacher's Manual		979-11-89906-25-2			
Little Hands 3 Teacher's Manual	979-11-89906-26-9				
Smart English 2 nd Edition Starter Student Book	28	979-11-92361-07-9		30	
Smart English 2 nd Edition 1 Student Book		979-11-92361-08-6			
Smart English 2 nd Edition 2 Student Book		979-11-92361-09-3			
Smart English 2 nd Edition 3 Student Book		979-11-92361-10-9			
Smart English 2 nd Edition 4 Student Book		979-11-92361-11-6			
Smart English 2 nd Edition 5 Student Book		979-11-92361-12-3			
Smart English 2 nd Edition 6 Student Book	979-11-92361-13-0				
Smart English 2 nd Edition Starter Workbook	28	979-11-92361-14-7		30	
Smart English 2 nd Edition 1 Workbook		979-11-92361-15-4			
Smart English 2 nd Edition 2 Workbook		979-11-92361-16-1			
Smart English 2 nd Edition 3 Workbook		979-11-92361-17-8			
Smart English 2 nd Edition 4 Workbook		979-11-92361-18-5			
Smart English 2 nd Edition 5 Workbook		979-11-92361-19-2			
Smart English 2 nd Edition 6 Workbook	979-11-92361-20-8				
Smart English 2 nd Edition Starter Teacher's Manual	28	979-11-92361-21-5		30	
Smart English 2 nd Edition 1 Teacher's Manual		979-11-92361-22-2			
Smart English 2 nd Edition 2 Teacher's Manual		979-11-92361-23-9			
Smart English 2 nd Edition 3 Teacher's Manual		979-11-92361-24-6			
Smart English 2 nd Edition 4 Teacher's Manual		979-11-92361-25-3			
Smart English 2 nd Edition 5 Teacher's Manual		979-11-92361-26-0			
Smart English 2 nd Edition 6 Teacher's Manual	979-11-92361-27-7				
Smart English 2 nd Edition Starter Flashcards	28	979-11-92361-28-4		30	
Smart English 2 nd Edition 1 Flashcards		979-11-92361-29-1			

Phonics

Little Phonics 1 Student Book	6	978-89-5635-271-8
Little Phonics 2 Student Book		978-89-5635-272-5
Little Phonics 3 Student Book		978-89-5635-273-2
Little Phonics 4 Student Book		978-89-5635-274-9
Little Phonics Flashcards 1&2	6	978-89-5635-288-6
Little Phonics Flashcards 3&4		978-89-5635-289-3
School Phonics 1 Student Book	8	979-11-5680-951-7
School Phonics 2 Student Book		979-11-5680-952-4
School Phonics 3 Student Book		979-11-5680-953-1
School Phonics 4 Student Book		979-11-5680-954-8
School Phonics 1 Workbook	8	979-11-5680-955-5
School Phonics 2 Workbook		979-11-5680-956-2
School Phonics 3 Workbook		979-11-5680-957-9
School Phonics 4 Workbook		979-11-5680-958-6
School Phonics 1 Teacher's Manual	8	979-11-5680-959-3
School Phonics 2 Teacher's Manual		979-11-5680-960-9
School Phonics 3 Teacher's Manual		979-11-5680-961-6
School Phonics 4 Teacher's Manual		979-11-5680-962-3
Smart Phonics 3 rd Edition 1 Student Book	10	979-11-92361-32-1
Smart Phonics 3 rd Edition 2 Student Book		979-11-92361-33-8
Smart Phonics 3 rd Edition 3 Student Book		979-11-92361-34-5
Smart Phonics 3 rd Edition 4 Student Book		979-11-92361-41-3
Smart Phonics 3 rd Edition 5 Student Book		979-11-92361-42-0
Smart Phonics 3 rd Edition 1 Workbook	10	979-11-92361-43-7
Smart Phonics 3 rd Edition 2 Workbook		979-11-92361-44-4
Smart Phonics 3 rd Edition 3 Workbook		979-11-92361-45-1
Smart Phonics 3 rd Edition 4 Workbook		979-11-92361-46-8
Smart Phonics 3 rd Edition 5 Workbook		979-11-92361-47-5

Smart Phonics 3 rd Edition 1 Teacher's Manual		979-11-92361-48-2
Smart Phonics 3 rd Edition 2 Teacher's Manual		979-11-92361-49-9
Smart Phonics 3 rd Edition 3 Teacher's Manual		979-11-92361-50-5
Smart Phonics 3 rd Edition 4 Teacher's Manual		979-11-92361-51-2
Smart Phonics 3 rd Edition 5 Teacher's Manual		979-11-92361-52-9
Smart Phonics 3 rd Edition 1 Big Game Book		979-11-92361-58-1
Smart Phonics 3 rd Edition 2 Big Game Book		979-11-92361-59-8
Smart Phonics 3 rd Edition 3 Big Game Book		979-11-92361-60-4
Smart Phonics 3 rd Edition 4 Big Game Book		979-11-92361-61-1
Smart Phonics 3 rd Edition 5 Big Game Book		979-11-92361-62-8
Smart Phonics 3 rd Edition 1 Flashcards		979-11-92361-53-6
Smart Phonics 3 rd Edition 2 Flashcards		979-11-92361-54-3
Smart Phonics 3 rd Edition 3 Flashcards		979-11-92361-55-0
Smart Phonics 3 rd Edition 4 Flashcards		979-11-92361-56-7
Smart Phonics 3 rd Edition 5 Flashcards		979-11-92361-57-4
Speed Phonics 1 Student Book	14	979-11-5680-079-8
Speed Phonics 2 Student Book		979-11-5680-080-4
Speed Phonics 3 Student Book		979-11-5680-081-1
Speed Phonics 1 Teacher's Manual		979-11-5680-082-8
Speed Phonics 2 Teacher's Manual		979-11-5680-083-5
Speed Phonics 3 Teacher's Manual		979-11-5680-084-2
EFL Phonics 3 rd Edition 1 Student Book	12	979-11-5680-015-6
EFL Phonics 3 rd Edition 2 Student Book		979-11-5680-016-3
EFL Phonics 3 rd Edition 3 Student Book		979-11-5680-017-0
EFL Phonics 3 rd Edition 4 Student Book		979-11-5680-018-7
EFL Phonics 3 rd Edition 5 Student Book		979-11-5680-019-4
EFL Phonics 3 rd Edition 1 Teacher's Manual		979-11-5680-050-7
EFL Phonics 3 rd Edition 2 Teacher's Manual		979-11-5680-051-4
EFL Phonics 3 rd Edition 3 Teacher's Manual		979-11-5680-052-1
EFL Phonics 3 rd Edition 4 Teacher's Manual		979-11-5680-053-8
EFL Phonics 3 rd Edition 5 Teacher's Manual		979-11-5680-054-5
e-future Phonics Fun Readers 1-1. Ant, Bug and Cat	18	978-89-5635-557-3
e-future Phonics Fun Readers 1-2. The Den		978-89-5635-558-0
e-future Phonics Fun Readers 1-3. Gull's Gum		978-89-5635-559-7
e-future Phonics Fun Readers 1-4. Jen's Jet		978-89-5635-560-3
e-future Phonics Fun Readers 1-5. Meg's Mat		978-89-5635-561-0
e-future Phonics Fun Readers 1-6. Pam's Quiz		978-89-5635-562-7
e-future Phonics Fun Readers 1-7. Ten Bugs		978-89-5635-563-4
e-future Phonics Fun Readers 1-8. Zed's Zigzag		978-89-5635-564-1
e-future Phonics Fun Readers 2-1. Dan and the Ram		978-89-5635-565-8
e-future Phonics Fun Readers 2-2. Jen's Pet Hen		978-89-5635-566-5
e-future Phonics Fun Readers 2-3. The Big Fin		978-89-5635-567-2
e-future Phonics Fun Readers 2-4. Hot Dogs		978-89-5635-568-9
e-future Phonics Fun Readers 2-5. The Bug and the Pup		978-89-5635-569-6
e-future Phonics Fun Readers 3-1. Pam and Dave in the Cave		978-89-5635-570-2
e-future Phonics Fun Readers 3-2. Jim and Mike's Time		978-89-5635-571-9
e-future Phonics Fun Readers 3-3. Tom and Jane Go Home		978-89-5635-572-6
e-future Phonics Fun Readers 3-4. Jude on the Dune		978-89-5635-573-3
e-future Phonics Fun Readers 4-1. Clem the Brave		978-89-5635-574-0
e-future Phonics Fun Readers 4-2. Glen and Drake's Trip		978-89-5635-575-7
e-future Phonics Fun Readers 4-3. The Bank in Hong Kong		978-89-5635-576-4
e-future Phonics Fun Readers 4-4. The White Fish		978-89-5635-577-1
e-future Phonics Fun Readers 5-1. The Shoal Beast		978-89-5635-578-8
e-future Phonics Fun Readers 5-2. The Train in Spain		978-89-5635-579-5
e-future Phonics Fun Readers 5-3. The Fairgrounds		978-89-5635-580-1

e-future Phonics Fun Readers 5-4. Mark and the White Stork		978-89-5635-581-8
e-future Phonics Fun Readers Full Package		978-89-5635-604-4
Smart Phonics Readers 1	16	979-11-91150-20-9
Smart Phonics Readers 2		979-11-91150-21-6
Smart Phonics Readers 3		979-11-91150-22-3
Smart Phonics Readers 4		979-11-91150-23-0
Smart Phonics Readers 5		979-11-91150-24-7
Smart Phonics Readers 1-1. Look, Mom!		979-11-91150-25-4
Smart Phonics Readers 1-2. Show and Tell		979-11-91150-26-1
Smart Phonics Readers 1-3. Rabbit and Mouse		979-11-91150-27-8
Smart Phonics Readers 1-4. The Wet Vet		979-11-91150-28-5
Smart Phonics Readers 2-1. There You Are!		979-11-91150-29-2
Smart Phonics Readers 2-2. The Big Red Fin		979-11-91150-30-8
Smart Phonics Readers 2-3. Lost in the Fog		979-11-91150-31-5
Smart Phonics Readers 2-4. Bug and Pug		979-11-91150-32-2
Smart Phonics Readers 3-1. Jake and the Cake		979-11-91150-33-9
Smart Phonics Readers 3-2. Time for a Lime		979-11-91150-34-6
Smart Phonics Readers 3-3. A Note for Cole		979-11-91150-35-3
Smart Phonics Readers 3-4. June on the Dune		979-11-91150-36-0
Smart Phonics Readers 4-1. The Flying Frog		979-11-91150-37-7
Smart Phonics Readers 4-2. Dragon's Trip		979-11-91150-38-4
Smart Phonics Readers 4-3. Snack Day		979-11-91150-39-1
Smart Phonics Readers 4-4. A Cherry Catcher		979-11-91150-40-7
Smart Phonics Readers 5-1. A Seed in the Wind		979-11-91150-41-4
Smart Phonics Readers 5-2. Roy's Toy		979-11-91150-42-1
Smart Phonics Readers 5-3. Baxter's Peanuts		979-11-91150-43-8
Smart Phonics Readers 5-4. Flying North		979-11-91150-44-5
New Phonics Builder 1	20	979-11-89906-78-8
New Phonics Builder 2		979-11-89906-79-5
New Phonics Builder 3		979-11-89906-80-1

Reading Comprehension

Smart Reading 1-1 (30 Words)	68	979-11-91150-85-8
Smart Reading 1-2 (40 Words)		979-11-91150-86-5
Smart Reading 1-3 (45 Words)		979-11-91150-87-2
Smart Reading 2-1 (50 Words)		979-11-91150-88-9
Smart Reading 2-2 (60 Words)		979-11-91150-89-6
Smart Reading 2-3 (65 Words)		979-11-91150-90-2
Smart Reading 3-1 (70 Words)		979-11-91150-91-9
Smart Reading 3-2 (80 Words)		979-11-91150-92-6
Smart Reading 3-3 (90 Words)		979-11-91150-93-3
Smart Reading 4-1 (100 Words)		979-11-91150-94-0
Smart Reading 4-2 (110 Words)		979-11-91150-95-7
Smart Reading 4-3 (120 Words)		979-11-91150-96-4
Smart Reading 5-1 (130 Words)		979-11-91150-97-1
Smart Reading 5-2 (150 Words)		979-11-91150-98-8
Smart Reading 5-3 (170 Words)		979-11-91150-99-5
Smart Reading 6-1 (180 Words)		979-11-92361-00-0
Smart Reading 6-2 (200 Words)		979-11-92361-01-7
Smart Reading 6-3 (220 Words)		979-11-92361-02-4
My Phonics Reading 1 Student Book	70	979-11-5680-926-5
My Phonics Reading 2 Student Book		979-11-5680-927-2
My Phonics Reading 3 Student Book		979-11-5680-928-9
My First Reading 1 Student Book	71	979-11-5680-758-2
My First Reading 2 Student Book		979-11-5680-759-9
My First Reading 3 Student Book		979-11-5680-760-5

My Next Reading 1 Student Book	72	979-11-5680-761-2
My Next Reading 2 Student Book		979-11-5680-762-9
My Next Reading 3 Student Book		979-11-5680-763-6
My Next Reading 4 Student Book		979-11-5680-764-3
My Next Reading 5 Student Book		979-11-5680-765-0
My Next Reading 6 Student Book		979-11-5680-766-7
My Best Reading 1 Student Book	73	979-11-5680-767-4
My Best Reading 2 Student Book		979-11-5680-768-1
My Best Reading 3 Student Book		979-11-5680-769-8
My Best Reading 4 Student Book		979-11-5680-770-4
My Best Reading 5 Student Book		979-11-5680-771-1
My Best Reading 6 Student Book		979-11-5680-772-8
Reading Town 2 nd Edition 1 Student Book	74	979-11-89906-75-7
Reading Town 2 nd Edition 2 Student Book		979-11-89906-76-4
Reading Town 2 nd Edition 3 Student Book		979-11-89906-77-1
Reading World 2 nd Edition 1 Student Book	76	979-11-89906-95-5
Reading World 2 nd Edition 2 Student Book		979-11-89906-96-2
Reading World 2 nd Edition 3 Student Book		979-11-89906-97-9
Reading Planet 1 Student Book	78	978-89-5635-742-3
Reading Planet 2 Student Book		978-89-5635-743-0
Reading Planet 3 Student Book		978-89-5635-744-7
Reading Planet Teacher's Manual		978-89-5635-745-4
Hands on History 1	80	978-89-5635-634-1
Hands on History 2		978-89-5635-635-8
Hands on History 3		978-89-5635-636-5
Hands on History 4		978-89-5635-637-2
Hands on History 1&2 Teacher's Manual		978-89-5635-739-3
Hands on History 3&4 Teacher's Manual		978-89-5635-740-9

Listening

Listen Up New Edition 1 Student Book	58	978-89-5635-298-5
Listen Up New Edition 2 Student Book		978-89-5635-299-2
Listen Up New Edition 3 Student Book		978-89-5635-300-5
Listen Up New Edition 1 Teacher's Manual		978-89-5635-966-3
Listen Up New Edition 2 Teacher's Manual		978-89-5635-967-0
Listen Up New Edition 3 Teacher's Manual		978-89-5635-968-7
Listen Up Plus New Edition 1 Student Book	60	978-89-5635-301-2
Listen Up Plus New Edition 2 Student Book		978-89-5635-302-9
Listen Up Plus New Edition 3 Student Book		978-89-5635-383-8
Listen Up Plus New Edition 1 Teacher's Manual		978-89-5635-969-4
Listen Up Plus New Edition 2 Teacher's Manual		978-89-5635-970-0
Listen Up Plus New Edition 3 Teacher's Manual		978-89-5635-977-9
Step by Step Listening 1	62	978-89-5635-374-6
Step by Step Listening 2		978-89-5635-375-3
Step by Step Listening 3		978-89-5635-376-0
More Step by Step Listening 1	64	978-89-5635-463-7
More Step by Step Listening 2		978-89-5635-464-4
More Step by Step Listening 3		978-89-5635-465-1
More Step by Step Listening Teacher's Manual		978-89-5635-478-1

Writing

My First Writing 2 nd Edition 1 Student Book	54	979-11-89906-03-0
My First Writing 2 nd Edition 2 Student Book		979-11-89906-04-7
My First Writing 2 nd Edition 3 Student Book		979-11-89906-05-4
My First Writing 2 nd Edition 1 Workbook		979-11-89906-06-1
My First Writing 2 nd Edition 2 Workbook		979-11-89906-07-8
My First Writing 2 nd Edition 3 Workbook		979-11-89906-08-5
My Next Writing 1 Student Book	56	978-89-5635-460-6
My Next Writing 2 Student Book		978-89-5635-461-3
My Next Writing 3 Student Book		978-89-5635-462-0

My Next Writing 1 Teacher's Manual		978-89-5635-479-8
My Next Writing 2 Teacher's Manual		978-89-5635-480-4
My Next Writing 3 Teacher's Manual		978-89-5635-481-1
My English Diary 1		978-89-5635-431-6
My English Diary 2		978-89-5635-432-3
Think & Write 1		978-89-5635-172-8
Think & Write 2		978-89-5635-173-5
Think & Write 1 Teacher's Manual		978-89-5635-174-2
Think & Write 2 Teacher's Manual		978-89-5635-175-9

Grammar

My First Grammar 2 nd Edition 1 Student Book	50	978-89-5635-978-6
My First Grammar 2 nd Edition 2 Student Book		978-89-5635-979-3
My First Grammar 2 nd Edition 3 Student Book		978-89-5635-980-9
My First Grammar 2 nd Edition 1 Workbook		978-89-5635-987-8
My First Grammar 2 nd Edition 2 Workbook		978-89-5635-988-5
My First Grammar 2 nd Edition 3 Workbook		978-89-5635-989-2
My First Grammar 2 nd Edition 1 Teacher's Manual		978-89-5635-984-7
My First Grammar 2 nd Edition 2 Teacher's Manual		978-89-5635-985-4
My First Grammar 2 nd Edition 3 Teacher's Manual		978-89-5635-986-1
My Next Grammar 2 nd Edition 1 Student Book	52	979-11-5680-939-5
My Next Grammar 2 nd Edition 2 Student Book		979-11-5680-940-1
My Next Grammar 2 nd Edition 3 Student Book		979-11-5680-941-8
My Next Grammar 2 nd Edition 1 Workbook		979-11-5680-948-7
My Next Grammar 2 nd Edition 2 Workbook		979-11-5680-949-4
My Next Grammar 2 nd Edition 3 Workbook		979-11-5680-950-0
My Next Grammar 2 nd Edition 1 Teacher's Manual		979-11-5680-945-6
My Next Grammar 2 nd Edition 2 Teacher's Manual		979-11-5680-946-3
My Next Grammar 2 nd Edition 3 Teacher's Manual		979-11-5680-947-0

Readers

Little Sprout Readers

LSR 1-01. The Muffin Man	34	979-11-5680-776-6
LSR 1-02. The Little Star		979-11-5680-777-3
LSR 1-03. Pat a Cake		979-11-5680-778-0
LSR 1-04. Little Miss Muffet		979-11-5680-779-7
LSR 1-05. Row Your Boat		979-11-5680-780-3
LSR 1-06. In the Pot		979-11-5680-781-0
LSR 1-07. London Bridge		979-11-5680-782-7
LSR 1-08. The Itsy Bitsy Spider		979-11-5680-783-4
LSR 1-09. Brother John		979-11-5680-784-1
LSR 1-10. Head and Shoulders		979-11-5680-785-8
LSR 2-01. Rain, Rain, Go Away!		979-11-5680-786-5
LSR 2-02. The Old Man		979-11-5680-787-2
LSR 2-03. Rock-a-Bye Baby		979-11-5680-788-9
LSR 2-04. Jack and Jill		979-11-5680-789-6
LSR 2-05. Baa, Baa, Black Sheep		979-11-5680-790-2
LSR 2-06. Over the Moon		979-11-5680-791-9
LSR 2-07. Where has My Little Dog Gone?		979-11-5680-792-6
LSR 2-08. Five Monkeys		979-11-5680-793-3
LSR 2-09. This Little Pig		979-11-5680-794-0
LSR 2-10. To Market		979-11-5680-795-7
LSR 3-01. Bingo		979-11-5680-796-4
LSR 3-02. Humpty Dumpty		979-11-5680-797-1
LSR 3-03. The Wheels on the Bus		979-11-5680-798-8
LSR 3-04. The Little Teapot		979-11-5680-799-5
LSR 3-05. Three Men in a Tub		979-11-5680-800-8
LSR 3-06. Six Ducks		979-11-5680-801-5
LSR 3-07. The Little Lamb		979-11-5680-802-2
LSR 3-08. Boy Blue's Horn		979-11-5680-803-9

LSR 3-09. One, Two!		979-11-5680-804-6	eCR 2-6. Rapunzel The Grimm Brothers	979-11-5680-162-7
LSR 3-10. The More We Get Together		979-11-5680-805-3	eCR 2-7. The Sword in the Stone European Legend	979-11-5680-163-4
LSR 4-01. The Little Nut Tree		979-11-5680-806-0	eCR 2-8. Swan Lake Peter Ilyich Tchaikovsky	979-11-5680-164-1
LSR 4-02. The Bear Goes Over the Mountain		979-11-5680-807-7	eCR 2-9. The Donkey The Grimm Brothers	979-11-5680-165-8
LSR 4-03. Old King Cole		979-11-5680-808-4	eCR 2-10. The Origin of Fire	979-11-5680-166-5
LSR 4-04. Three Blind Mice		979-11-5680-809-1	eCR 2-11. The Gingerbread Man American Folk Tale	979-11-5680-167-2
LSR 4-05. The Farmer in the Dell		979-11-5680-810-7	eCR 2-12. The Little Mermaid Hans Christian Andersen	979-11-5680-168-9
LSR 4-06. Little Bo Peep		979-11-5680-811-4	eCR 2-13. Rumpelstiltskin The Grimm Brothers	979-11-5680-169-6
LSR 4-07. Three Little Kittens		979-11-5680-812-1	eCR 2-14. Stone Soup European Folk Tale	979-11-5680-170-2
LSR 4-08. Wee Willie Winkie		979-11-5680-813-8	eCR 2-15. The Three Dogs Andrew Lang	979-11-5680-171-9
LSR 4-09. Pussy Cat, Pussy Cat		979-11-5680-814-5	eCR 2-16. One-Eye, Two-Eyes, Three-Eyes	979-11-5680-172-6
LSR 4-10. Simple Simon		979-11-5680-815-2	eCR 2-17. The King and His Clothes	979-11-5680-173-3
e-future Classic Readers			eCR 2-18. Chicken Little European Folk Tale	979-11-5680-174-0
eCR S-1. The Princess and the Pea	36	979-11-5680-117-7	eCR 2-19. Doctor Knowall The Grimm Brothers	979-11-5680-175-7
eCR S-2. The Ant and the Grasshopper Aesop		979-11-5680-118-4	eCR 2-20. East of the Sun and West of the Moon	979-11-5680-176-4
eCR S-3. The Fox and the Grapes Aesop		979-11-5680-119-1	eCR 2-21. The Wedding of Mrs. Fox	979-11-5680-177-1
eCR S-4. The Girl in Red The Grimm Brothers		979-11-5680-120-7	eCR 2-22. The Three Billy Goats Gruff	979-11-5680-178-8
eCR S-5. The Girl and the Pot of Milk Aesop		979-11-5680-121-4	eCR 2-23. How the Rhinoceros Got His Skin	979-11-5680-179-5
eCR S-6. The Fox and the Cat Aesop		979-11-5680-122-1	eCR 2-24. The Boy Who Cried Wolf / The Lion and the Mouse	979-11-5680-180-1
eCR S-7. The Spring of Youth Lafcadio Hearn		979-11-5680-123-8	eCR 2-25. The Elves and the Shoemaker	979-11-5680-181-8
eCR S-8. The Lion in Love Aesop		979-11-5680-124-5	eCR 2-26. The Tale of Johnny Town-Mouse	979-11-5680-182-5
eCR S-9. The Two Pots Aesop		979-11-5680-125-2	eCR 2-27. The Beginning of the Armadillos	979-11-5680-183-2
eCR S-10. The Red Shoes Hans Christian Andersen		979-11-5680-126-9	eCR 2-28. The Sun, the Wind, and the Moon	979-11-5680-184-9
eCR S-11. Peter and the Wolf Sergei Prokofiev		979-11-5680-127-6	eCR 2-29. Why the Bear Has a Short Tail / The Fox as a Shepherd	979-11-5680-185-6
eCR S-12. Snow White The Grimm Brothers		979-11-5680-128-3	eCR 2-30. King Frost	979-11-5680-186-3
eCR S-13. The Ugly Duckling Hans Christian Andersen		979-11-5680-129-0	eCR 3-01. The Golden Goose	979-11-5680-187-0
eCR S-14. The Fox and the Crow Aesop		979-11-5680-130-6	eCR 3-02. How the Camel Got His Hump	979-11-5680-188-7
eCR S-15. King of the Cats Joseph Jacobs		979-11-5680-131-3	eCR 3-03. Goldilocks and the Three Bears	979-11-5680-189-4
eCR S-16. Jack Joseph Jacobs		979-11-5680-132-0	eCR 3-04. Princess Bari	979-11-5680-190-0
eCR S-17. Cupid, the Bad Boy Hans Christian Andersen		979-11-5680-133-7	eCR 3-05. Momotaro	979-11-5680-191-7
eCR S-18. How the Rabbit Loses Her Tail		979-11-5680-134-4	eCR 3-06. Tom Thumb	979-11-5680-192-4
eCR S-19. The King with the Golden Touch		979-11-5680-135-1	eCR 3-07. The Man, the Boy, and the Donkey / Androcles and the Lion	979-11-5680-193-1
eCR S-20. The Rabbit and His Ears Aesop		979-11-5680-136-8	eCR 3-08. The Little Match Girl	979-11-5680-194-8
eCR 1-1. The Fox and the Stork Aesop		979-11-5680-137-5	eCR 3-09. The Six Sillies	979-11-5680-195-5
eCR 1-2. The Heart of a Monkey African Folk Tale		979-11-5680-138-2	eCR 3-10. An Uncomfortable Bed	979-11-5680-196-2
eCR 1-3. The Wolf and the Seven Children		979-11-5680-139-9	eCR 4-01. Puss in Boots	979-11-5680-197-9
eCR 1-4. The Wise Little Girl Alexander Afanasyev		979-11-5680-140-5	eCR 4-02. The Brave Tin Soldier	979-11-5680-198-6
eCR 1-5. The Mice and the Cat Aesop		979-11-5680-141-2	eCR 4-03. Little Red-Cape	979-11-5680-199-3
eCR 1-6. The Little Red Hen Russian Folk Tale		979-11-5680-142-9	eCR 4-04. How the Whale Got His Throat	979-11-5680-200-6
eCR 1-7. The Sleeping Spell Charles Perrault		979-11-5680-143-6	eCR 4-05. The Magic Swan	979-11-5680-201-3
eCR 1-8. The White Snake The Grimm Brothers		979-11-5680-144-3	eCR 4-06. Why the Dog Hates the Cat	979-11-5680-202-0
eCR 1-9. The Man and the Lion Aesop		979-11-5680-145-0	eCR 4-07. Cinderella	979-11-5680-203-7
eCR 1-10. The Son Who Doesn't Listen		979-11-5680-146-7	eCR 4-08. The Oval Portrait	979-11-5680-204-4
eCR 1-11. How the Tiger Gets His Stripes		979-11-5680-147-4	eCR 4-09. Buttercup	979-11-5680-205-1
eCR 1-12. Bearskin The Grimm Brothers		979-11-5680-148-1	eCR 4-10. Young Chubb and the Musical Box	979-11-5680-206-8
eCR 1-13. The Rat Catcher Johann Wolfgang von Goethe		979-11-5680-149-8	eCR 5-01. Rapunzel	979-11-5680-207-5
eCR 1-14. The Four Dragons Chinese Folk Tale		979-11-5680-150-4	eCR 5-02. Beauty and the Beast	979-11-5680-208-2
eCR 1-15. Why the Sea Has Salt		979-11-5680-151-1	eCR 5-03. Sleeping Beauty	979-11-5680-209-9
eCR 1-16. The Green Monkey Andrew Lang		979-11-5680-152-8	eCR 5-04. The Fir Tree	979-11-5680-210-5
eCR 1-17. The Language of the Birds Russian Folk Tale		979-11-5680-153-5	eCR 5-05. Hans in Luck	979-11-5680-211-2
eCR 1-18. The Fisherman and His Wife Aesop		979-11-5680-154-2	eCR 5-06. The Happy Prince	979-11-5680-212-9
eCR 1-19. The Wolf and the Fox The Grimm Brothers		979-11-5680-155-9	eCR 5-07. Jack and His Master	979-11-5680-213-6
eCR 1-20. You Can't Make Everybody Happy		979-11-5680-156-6	eCR 5-08. Aladdin and the Magic Lamp	979-11-5680-214-3
eCR 2-1. The Tortoise and the Rabbit Aesop		979-11-5680-157-3	eCR 5-09. The Gift of the Magi	979-11-5680-215-0
eCR 2-2. The Frog Prince The Grimm Brothers		979-11-5680-158-0	eCR 5-10. Gilray's Flowerpot	979-11-5680-216-7
eCR 2-3. The Rabbits and the Frogs Aesop		979-11-5680-159-7	eCR 6-01. Jack the Giant-Killer	979-11-5680-217-4
eCR 2-4. The Firebird Igor Stravinsky		979-11-5680-160-3		
eCR 2-5. The Old Beggar Woman Charles Perrault		979-11-5680-161-0		

eCR 6-02. Hansel and Gretel		979-11-5680-218-1	eCR 10-02. Macbeth		979-11-5680-278-5
eCR 6-03. The Nightingale and the Rose		979-11-5680-219-8	eCR 10-03. Mowgli		979-11-5680-279-2
eCR 6-04. Thumbelina		979-11-5680-220-4	eCR 10-04. The Canterville Ghost		979-11-5680-280-8
eCR 6-05. Hercules		979-11-5680-221-1	eCR 10-05. The Legend of Sleepy Hollow		979-11-5680-281-5
eCR 6-06. Bearskin		979-11-5680-222-8	eCR 10-06. Oliver Twist		979-11-5680-282-2
eCR 6-07. The Selfish Giant		979-11-5680-223-5	eCR 10-07. Wuthering Heights		979-11-5680-283-9
eCR 6-08. The Enchanted Bluff		979-11-5680-224-2	eCR 10-08. The Strange Case of Dr. Jekyll and Mr. Hyde		979-11-5680-284-6
eCR 6-09. A Kidnapped Santa Claus		979-11-5680-225-9	eCR 10-09. A Martian Odyssey		979-11-5680-285-3
eCR 6-10. The Prince and the Dragon		979-11-5680-226-6	eCR 10-10. Murders in Rue Morgue		979-11-5680-286-0
eCR 6-11. The Elephant's Child		979-11-5680-227-3	eCR 11-01. Treasure Island		979-11-5680-287-7
eCR 6-12. A Little Princess		979-11-5680-228-0	eCR 11-02. The Adventures of Sherlock Holmes		979-11-5680-288-4
eCR 6-13. The Story of Doctor Dolittle		979-11-5680-229-7	eCR 11-03. Anne of Green Gables		979-11-5680-289-1
eCR 6-14. A Service of Love		979-11-5680-230-3	eCR 11-04. A Diamond as Big as the Ritz		979-11-5680-290-7
eCR 6-15. The Lady, or the Tiger?		979-11-5680-231-0	eCR 11-05. Great Expectations		979-11-5680-291-4
eCR 6-16. An Occurrence at Owl Creek Ridge		979-11-5680-232-7	eCR 11-06. William Tell Told Again		979-11-5680-292-1
eCR 6-17. The Apparition of Mrs. Veal		979-11-5680-233-4	eCR 11-07. Jane Eyre		979-11-5680-293-8
eCR 6-18. The Diamond Necklace		979-11-5680-234-1	eCR11-08. Around the World in Eighty days		979-11-5680-294-5
eCR 6-19. The Guilty Secret		979-11-5680-235-8	eCR11-09. Little Women		979-11-5680-295-2
eCR 6-20. God Sees the Truth, but Waits		979-11-5680-236-5	eCR11-10. The Merchant of Venice		979-11-5680-296-9
eCR 7-01. Snowdrop	38	979-11-5680-237-2	e-future Graded Comic Readers	42	
eCR 7-02. The Wizard of Oz		979-11-5680-238-9	Magic Adventures-Combined Book 1		978-89-5635-727-0
eCR 7-03. A Christmas Carol		979-11-5680-239-6	Magic Adventures-Combined Book 2		978-89-5635-728-7
eCR 7-04. Alice in Wonderland		979-11-5680-240-2	Magic Adventures-Combined Book 3		978-89-5635-729-4
eCR 7-05. Perseus		979-11-5680-241-9	Magic Adventures-Combined Book 4		978-89-5635-730-0
eCR 7-06. Rip Van Winkle		979-11-5680-242-6	Magic Adventures-Combined Book 5		978-89-5635-731-7
eCR 7-07. The Star Child		979-11-5680-243-3	Magic Adventures-Combined Book 6		978-89-5635-732-4
eCR 7-08. The Sandman		979-11-5680-244-0	Magic Adventures 1-01/A New Girl in School		978-89-5635-746-1
eCR 7-09. Ali Baba and the Forty Thieves		979-11-5680-245-7	Magic Adventures 1-02/Olivia and the Bad Boys		978-89-5635-747-8
eCR 7-10. The Nutcracker		979-11-5680-246-4	Magic Adventures 1-03/Jack's Date		978-89-5635-748-5
eCR 7-11. White Fang		979-11-5680-247-1	Magic Adventures 1-04/Bad Frogs		978-89-5635-749-2
eCR 7-12. The Ransom of Red Chief		979-11-5680-248-8	Magic Adventures 1-05/Bella's Big Day		978-89-5635-750-8
eCR 7-13. The Time Machine		979-11-5680-249-5	Magic Adventures 1-06/A Trip to the Lake		978-89-5635-751-5
eCR 7-14. The Monkey's Paw		979-11-5680-250-1	Magic Adventures 2-01/Olivia is Gone!		978-89-5635-752-2
eCR 7-15. The Oblong Box		979-11-5680-251-8	Magic Adventures 2-02/Where is Bella?		978-89-5635-753-9
eCR 7-16. Pygmalion		979-11-5680-252-5	Magic Adventures 2-03/Jack and the Red Lion		978-89-5635-754-6
eCR 7-17. The Devil and Tom Walker		979-11-5680-253-2	Magic Adventures 2-04/The Jail of Magic		978-89-5635-755-3
eCR 7-18. Beowulf		979-11-5680-254-9	Magic Adventures 2-05/The Story of Dark		978-89-5635-756-0
eCR 7-19. Solange		979-11-5680-255-6	Magic Adventures 2-06/The Crystal of Power		978-89-5635-757-7
eCR 7-20. The Bird on Its Journey		979-11-5680-256-3	Magic Adventures 3-01/Dark of the Earth		978-89-5635-758-4
eCR 8-01. Romeo and Juliet		979-11-5680-257-0	Magic Adventures 3-02/Dark in the City of Lights		978-89-5635-759-1
eCR 8-02. Heidi		979-11-5680-258-7	Magic Adventures 3-03/The Dark Woods		978-89-5635-760-7
eCR 8-03. Rikki-Tikki-Tavi		979-11-5680-259-4	Magic Adventures 3-04/Dark's Africa		978-89-5635-761-4
eCR 8-04. Black Beauty		979-11-5680-260-0	Magic Adventures 3-05/Dark Ice		978-89-5635-762-1
eCR 8-05. The Prince and the Pauper		979-11-5680-261-7	Magic Adventures 3-06/Olivia's Big Fight		978-89-5635-763-8
eCR 8-06. The Phantom of the Opera		979-11-5680-262-4	Magic Adventures 1 Teacher's Guide		978-89-5635-894-9
eCR 8-07. A Tale of Two Cities		979-11-5680-263-1	Magic Adventures 2 Teacher's Guide		978-89-5635-895-6
eCR 8-08. Markheim		979-11-5680-264-8	Magic Adventures 3 Teacher's Guide		978-89-5635-896-3
eCR 8-09. The Elixir of Life		979-11-5680-265-5	School Adventures-Combined Book 1	44	979-11-5680-312-6
eCR 8-10. The Purloined Letter		979-11-5680-266-2	School Adventures-Combined Book 2		979-11-5680-313-3
eCR 9-01. The Little Prince		979-11-5680-267-9	School Adventures-Combined Book 3		979-11-5680-314-0
eCR 9-02. As You Like It		979-11-5680-268-6	School Adventures-Combined Book 4		979-11-5680-315-7
eCR 9-03. The Adventures of Robin Hood		979-11-5680-269-3	School Adventures-Combined Book 5		979-11-5680-316-4
eCR 9-04. The Isle of Voices		979-11-5680-270-9	School Adventures-Combined Book 6		979-11-5680-317-1
eCR 9-05. Pride and Prejudice		979-11-5680-271-6	School Adventures 1-01/Arriving at Camp		979-11-5680-020-0
eCR 9-06. The Life and Adventures of Robinson Crusoe		979-11-5680-272-3	School Adventures 1-02/Unhappy Camper		979-11-5680-021-7
eCR 9-07. Mr. Lismore and the Widow		979-11-5680-273-0	School Adventures 1-03/Bella's Big Fear		979-11-5680-022-4
eCR 9-08. The Open Boat		979-11-5680-274-7	School Adventures 1-04/Jack the Paddle Ace		979-11-5680-023-1
eCR 9-09. The Fisherman and the Genie		979-11-5680-275-4	School Adventures 1-05/Bella the Sore Loser		979-11-5680-024-8
eCR 9-10. A Jury of Her Peers		979-11-5680-276-1			
eCR 10-01. The Railway Children		979-11-5680-277-8			

School Adventures 1-06/Summer's End		979-11-5680-025-5	2-05/The Great Whack	978-89-5635-664-8
School Adventures 2-01/Jack Pan		979-11-5680-026-2	2-06/Rings Around You	978-89-5635-665-5
School Adventures 2-02/Bella in Wonderland		979-11-5680-027-9	2-07/Fuzzy Hair	978-89-5635-666-2
School Adventures 2-03/Jack's 80 Days		979-11-5680-028-6	2-08/Leftovers	978-89-5635-667-9
School Adventures 2-04/Bella and the Wonderful Wizard		979-11-5680-029-3	2-09/Windy	978-89-5635-668-6
School Adventures 2-05/Jack's Time Machine		979-11-5680-030-9	2-10/Sun Bubbles	978-89-5635-669-3
School Adventures 2-06/Jack and Robin Hood		979-11-5680-031-6	2-11/Solar System Sausage	978-89-5635-670-9
School Adventures 3-01/Moth Madness		979-11-5680-055-2	2-12/Color Me	978-89-5635-671-6
School Adventures 3-02/Tilted		979-11-5680-056-9	3-01/Egg Dip	978-89-5635-672-3
School Adventures 3-03/Tummy Trouble		979-11-5680-057-6	3-02/One Hump or Two?	978-89-5635-673-0
School Adventures 3-04/A Small Problem		979-11-5680-058-3	3-03/Sea Dragons	978-89-5635-674-7
School Adventures 3-05/A Wild Water Ride		979-11-5680-059-0	3-04/Batty	978-89-5635-675-4
School Adventures 3-06/The Tiny Ocean		979-11-5680-060-6	3-05/Camel Bird	978-89-5635-676-1
School Adventures 1 Teacher's Guide		979-11-5680-061-3	3-06/One Size	978-89-5635-677-8
School Adventures 2 Teacher's Guide		979-11-5680-062-0	3-07/I'm Sorry	978-89-5635-678-5
School Adventures 3 Teacher's Guide		979-11-5680-063-7	3-08/Hospital	978-89-5635-679-2
Vera the Alien Hunter-Combined Book 1	40	979-11-5680-111-5	3-09/Bounce	978-89-5635-680-8
Vera the Alien Hunter-Combined Book 2		979-11-5680-112-2	3-10/Whaleorium	978-89-5635-681-5
Vera the Alien Hunter-Combined Book 3		979-11-5680-113-9	3-11/What Is It?	978-89-5635-682-2
Vera the Alien Hunter-Combined Book 4		979-11-5680-114-6	3-12/Slider	978-89-5635-683-9
Vera the Alien Hunter-Combined Book 5		979-11-5680-115-3	4-01/Whose Nose?	978-89-5635-684-6
Vera the Alien Hunter-Combined Book 6		979-11-5680-116-0	4-02/The Great Flush	978-89-5635-685-3
VAH 1-1. Vera's Tall Tales		979-11-5680-087-3	4-03/Pangaea and Beyond	978-89-5635-686-0
VAH 1-2. Meet Luca		979-11-5680-088-0	4-04/Wearing the Fire Mantle	978-89-5635-687-7
VAH 1-3. A Real Alien		979-11-5680-089-7	4-05/Living Jewel	978-89-5635-688-4
VAH 1-4. Luca's Mission		979-11-5680-090-3	4-06/Pearl	978-89-5635-689-1
VAH 1-5. Getting Ready for the Worst		979-11-5680-091-0	4-07/Scopia	978-89-5635-690-7
VAH 1-6. All Is Safe		979-11-5680-092-7	4-08/Desert	978-89-5635-691-4
VAH 2-1. Back to School		979-11-5680-093-4	4-09/Ice Calf	978-89-5635-692-1
VAH 2-2. Dancing with Danger		979-11-5680-094-1	4-10/Pharaoh Ties	978-89-5635-693-8
VAH 2-3. Sour Milk		979-11-5680-095-8	4-11/Stones and Stars	978-89-5635-694-5
VAH 2-4. A Price for Vera		979-11-5680-096-5	4-12/Four Letters, One Story	978-89-5635-695-2
VAH 2-5. The Mind Cube		979-11-5680-097-2	5-01/Parismina	978-89-5635-696-9
VAH 2-6. Earth's True Alien Hunter		979-11-5680-098-9	5-02/The Nest	978-89-5635-697-6
VAH 3-1. Luca's Leaving		979-11-5680-099-6	5-03/Caretta Caretta	978-89-5635-698-3
VAH 3-2. A Visitor for Luca		979-11-5680-100-9	5-04/Arribada	978-89-5635-699-0
VAH 3-3. Vera the Hunted		979-11-5680-101-6	5-05/Coming and Going	978-89-5635-700-3
VAH 3-4. Vera in Space		979-11-5680-102-3	5-06/Hello, Goodbye	978-89-5635-701-0
VAH 3-5. A Small Delay		979-11-5680-103-0	5-07/Up Close	978-89-5635-702-7
VAH 3-6. Earth or Bust		979-11-5680-104-7	5-08/Mermaid	978-89-5635-703-4
VAH Teacher's Manual 1		979-11-5680-105-4	5-09/Color This	978-89-5635-704-1
VAH Teacher's Manual 2		979-11-5680-106-1	5-10/Flower Frogs	978-89-5635-705-8
VAH Teacher's Manual 3		979-11-5680-107-8	5-11/Exploding	978-89-5635-706-5
e-future PYP Readers			5-12/Cloud Forest	978-89-5635-707-2
1-01/I Count	48	978-89-5635-648-8	6-01/Blue Peter	978-89-5635-708-9
1-02/I'm in the Picture		978-89-5635-649-5	6-02/Ropes	978-89-5635-709-6
1-03/The White Castle		978-89-5635-650-1	6-03/Hanging On, Letting Go	978-89-5635-710-2
1-04/Table Manners		978-89-5635-651-8	6-04/Swing High, Swing Low	978-89-5635-711-9
1-05/My House		978-89-5635-652-5	6-05/One Rappel, Two Rappel	978-89-5635-712-6
1-06/Trees		978-89-5635-653-2	6-06/Blindsided	978-89-5635-713-3
1-07/Mouse Tale		978-89-5635-654-9	6-07/Mountain Top	978-89-5635-714-0
1-08/Chew, Chew		978-89-5635-655-6	6-08/Campfire	978-89-5635-715-7
1-09/What Do You Hear?		978-89-5635-656-3	6-09/Solo	978-89-5635-716-4
1-10/Drums		978-89-5635-657-0	6-10/Gold Coin	978-89-5635-717-1
1-11/Where Does the Seed Go?		978-89-5635-658-7	6-11/Not in Never	978-89-5635-718-8
1-12/Tree Hill		978-89-5635-659-4	6-12/The Letter	978-89-5635-719-5
2-01/I'm Not Lost		978-89-5635-660-0	Art Classic Stories	
2-02/Disaster Dish		978-89-5635-661-7	1-01/The Great Big Turnip	46 978-89-5635-496-5
2-03/I'm From There		978-89-5635-662-4	1-02/The Three Little Pigs	978-89-5635-497-2
2-04/Subway Solar System		978-89-5635-663-1	1-04/The Wolf and the Seven Little Goats	978-89-5635-499-6

1-05/Country Mouse and City Mouse	978-89-5635-500-9
1-06/The Farm Rooster and the Weather Vane	978-89-5635-501-6
1-07/The Elves and the Shoemaker	978-89-5635-502-3
1-08/The Giant in a Bottle	978-89-5635-503-0
1-09/The Fox and the Crane	978-89-5635-504-7
1-10/The Musicians of Bremen	978-89-5635-505-4
2-01/The Little Match Girl	978-89-5635-506-1
2-02/The Hare and the Hedgehog	978-89-5635-507-8
2-03/The Goose that Laid the Golden Egg	978-89-5635-508-5
2-04/The Fisherman and the Golden Fish	978-89-5635-509-2
2-05/Nandi and the Tigers	978-89-5635-510-8
2-06/The Angel	978-89-5635-511-5
2-07/The Christmas Chimes	978-89-5635-512-2
2-08/Snow White and Red Rose	978-89-5635-513-9
2-09/The Happy Prince	978-89-5635-514-6
2-10/The Magical Pear Tree	978-89-5635-515-3
3-01/The Donkey and the Load of Salt	978-89-5635-516-0
3-02/The Little Girl and the Big Bear	978-89-5635-517-7
3-03/The Seven Ravens	978-89-5635-518-4
3-04/The Grain as Big as a Hen's Egg	978-89-5635-519-1
3-06/The Last Leaf	978-89-5635-521-4
3-07/King Thrushbeard	978-89-5635-522-1
3-08/Prince Riquet	978-89-5635-523-8
3-09/Puss in Boots	978-89-5635-524-5
3-10/Saturday Mountain	978-89-5635-525-2



BEST-SELLERS



Smart English

See pages 28-29

- Maximized student-talking time in student books
- Useful language in authentic contexts
- Lots of systematic linking and reviewing
- Fun comics and dialogs with charming characters
- AI speaking app



Let's Smile

See pages 26-27


- 12 units with three lessons per unit
- Connects lessons to the real world
- Systematically linked to motivate students
- Extensive resources including a high-quality app



Speed Phonics

See pages 14-15

- Covers same targets as *EFL Phonics* in three levels
- Condensed language targets
- Fun, phonics stories and chants with sight words
- Colorful workbook included with student book



EFL Phonics

See pages 12-13

- Over two million copies sold
- Newly updated with fun phonics stories
- Supporting mobile application
- Digital support available



My First Grammar

See pages 50-51

- Fun and easy approach to grammar
- Student-centered activities
- Colorful illustrations
- Digital support available

Smart Phonics

NEW

3rd EDITION



Fun and Easy Way to Learn Phonics

- Carefully-designed syllabus
- Easy-to-follow lessons
- Engaging activities and board games
- Fun stories and comics with animations
- Sight words in context
- Cumulative reviews and progress tests
- **NEW** catchy songs and chants with animations
- **NEW** charming illustrations and vibrant photos
- **NEW** AI phonics app



Student Book



Workbook



Teacher's Manual



Mobile App



Big Game Book



Teacher Flashcards



eSmart Class Online Practice



e-future Co., Ltd.

8F, 113, Jungdae-ro, Songpa-gu, Seoul, Korea 05718
 TEL +82.2.3400.0509 FAX +82.2.591.7626
 www.efuture-elt.com inquiry@eltkorea.com